



भारत सरकार

Government of India

विद्युत मंत्रालय

Ministry of Power

उत्तर क्षेत्रीय विद्युत समिति

Northern Regional Power Committee


No. उ.क्षे.वि.स./प्रचालन/102/01/2020/1324-62

दिनांक: 12.02.2020

To: Members of LGBR Sub-Committee Meeting (As per List)

विषय: Agenda for 19th LGBR Sub-Committee Meeting.

The 19th meeting of LGBR Sub-Committee meeting is scheduled to be held on **14.02.2020 at 10:30 Hrs at NRPC Secretariat, New Delhi**. The agenda for the meeting is available on NRPC website and same can be downloaded from <http://www.nrpc.gov.in>.



(सौमित्र मजूमदार)

अधीक्षण अभियंता (प्रचालन)

Agenda for 19th LGBR meeting

1. Confirmation of Minutes

The minutes of the 18th LGBR sub-committee meeting which was held on 10.10.2019 at NRPC Secretariat, New Delhi were issued vide letter of even number dated 17.10.2019. No comment on the minutes has been received from any of the members till date.

The sub-committee may kindly confirm the Minutes.

2. Review of LGBR 2019-20 (Q-4)

Data for the review of LGBR 2019-20 has been received from:

- Uttar Pradesh
- Rajasthan
- Delhi
- Himachal Pradesh
- NTPC
- NHPC
- NPCIL

The revised outage plan for March 2020 is enclosed at **Annexure-I**. The revised demand and availability forecasting for the last quarter, based on received data is enclosed at **Annexure-II**.

Members may like to deliberate.

3. Review of Power Supply Position of NR (2019-2020)

The summary of variations in availability and requirement of both energy and peak is as under:

a. Energy Availability variation (Actual v/s Anticipated)

State / UT	Apr-19	May-19	Jun-19	Jul-19	Aug-19	Sep-19	Oct-19	Nov-19	Dec-19
CHANDIGARH	-19.30%	-2.70%	14.10%	8.20%	-23.60%	-14.90%	-18.60%	-6.40%	0.00%
DELHI	-14.30%	-13.90%	-6.80%	-10.30%	-11.60%	-7.70%	-23.60%	-39.90%	-28.50%
HARYANA	-23.00%	-12.40%	-4.40%	-2.00%	-12.40%	-4.30%	-18.30%	-30.10%	-30.80%
HIMACHAL PRADESH	1.40%	2.30%	13.90%	1.40%	-7.90%	-4.20%	-6.60%	-16.40%	-0.80%
PUNJAB	-32.70%	-27.20%	-3.30%	-2.50%	-7.30%	-2.60%	-29.20%	-42.70%	-35.00%
RAJASTHAN	-23.20%	-14.90%	-9.40%	-15.90%	-32.10%	-15.80%	-28.20%	-27.50%	-22.80%
UTs of J&K and LADAKH	11.70%	-3.10%	-2.20%	-20.30%	-18.00%	2.80%	34.80%	62.50%	107.20%
UTTAR PRADESH	-14.90%	-4.40%	-6.50%	-5.30%	2.20%	-20.50%	-34.90%	-5.80%	-13.70%
UTTARAKHAND	1.80%	1.70%	10.80%	8.10%	-12.90%	15.90%	-9.80%	5.20%	9.00%
NORTHERN REGION	-18.80%	-11.70%	-5.10%	-6.80%	-11.80%	-11.30%	-26.60%	-22.60%	-19.60%

b. Energy Requirement variation (Actual v/s Anticipated)

State / UT	Apr-19	May-19	Jun-19	Jul-19	Aug-19	Sep-19	Oct-19	Nov-19	Dec-19
CHANDIGARH	-13.30%	2.90%	8.20%	11.10%	-4.40%	-9.70%	-8.80%	3.00%	0.00%
DELHI	-2.60%	-6.50%	-6.50%	-2.90%	-5.40%	15.80%	-4.70%	1.10%	4.40%
HARYANA	6.30%	8.80%	4.70%	3.60%	-4.90%	23.30%	-3.00%	-4.00%	-7.30%
HIMACHAL PRADESH	-1.10%	0.90%	10.10%	15.40%	-0.80%	3.60%	-5.90%	-2.00%	0.00%
PUNJAB	-3.50%	-9.40%	15.20%	1.80%	-6.90%	3.20%	-20.60%	-7.80%	-8.10%
RAJASTHAN	2.20%	-6.20%	5.80%	11.70%	-16.80%	3.10%	-0.30%	-9.90%	-8.70%
UTs of J&K and LADAKH	-0.40%	3.00%	6.10%	2.10%	-5.20%	-4.10%	-0.70%	-6.00%	-1.40%
UTTAR PRADESH	2.10%	7.50%	2.30%	-6.00%	2.70%	-5.50%	-18.50%	0.20%	-1.90%
UTTARAKHAND	-0.90%	9.00%	7.50%	4.90%	-9.80%	12.00%	-6.50%	3.10%	8.00%
NORTHERN REGION	1.00%	0.80%	4.90%	1.20%	-5.40%	3.90%	-10.80%	-4.20%	-4.30%

c. Peak Availability variation (Actual v/s Anticipated)

State / UT	Apr-19	May-19	Jun-19	Jul-19	Aug-19	Sep-19	Oct-19	Nov-19	Dec-19
CHANDIGARH	-27.90%	2.70%	10.10%	11.90%	-9.80%	-5.30%	-38.40%	-33.00%	2.00%
DELHI	-0.10%	-5.70%	-8.40%	-1.10%	-10.10%	-5.10%	-22.90%	-23.90%	-2.90%
HARYANA	-8.40%	-10.00%	-0.20%	-4.30%	-15.70%	-6.70%	-20.70%	-31.70%	-26.90%
HIMACHAL PRADESH	-27.40%	1.40%	-5.30%	17.50%	3.60%	-4.00%	-21.70%	1.80%	8.10%
PUNJAB	-19.00%	-8.20%	23.20%	23.20%	8.80%	12.30%	-17.20%	-35.20%	4.70%
RAJASTHAN	-27.10%	-18.80%	-17.70%	-17.30%	-32.90%	-20.50%	-25.90%	-19.50%	-9.40%
UTs of J&K and LADAKH	3.50%	-0.20%	-2.00%	-4.40%	3.80%	6.90%	25.50%	21.20%	43.60%
UTTAR PRADESH	7.80%	11.40%	3.40%	7.30%	11.50%	-4.00%	-20.40%	0.50%	12.30%
UTTARAKHAND	-5.80%	1.20%	-3.00%	-3.20%	-0.60%	-1.50%	-12.30%	-5.80%	20.70%
NORTHERN REGION	-24.80%	-11.50%	-9.00%	-7.40%	-14.80%	-13.60%	-26.00%	-23.80%	-10.70%

d. Peak Demand variation (Actual v/s Anticipated)

State / UT	Apr-19	May-19	Jun-19	Jul-19	Aug-19	Sep-19	Oct-19	Nov-19	Dec-19
CHANDIGARH	-20.00%	2.70%	7.30%	11.90%	4.20%	18.40%	-15.40%	0.50%	15.50%
DELHI	4.90%	-4.30%	-4.10%	0.10%	2.70%	18.30%	-5.10%	-4.40%	16.90%
HARYANA	5.50%	6.90%	5.00%	2.80%	1.30%	10.00%	-1.00%	-4.50%	-0.70%
HIMACHAL PRADESH	-4.30%	-2.00%	8.70%	18.70%	5.00%	1.10%	2.80%	-0.10%	6.10%
PUNJAB	0.70%	-15.80%	0.30%	-0.20%	-5.50%	0.20%	-25.90%	-21.00%	8.00%
RAJASTHAN	-0.60%	-2.70%	7.90%	11.30%	-12.30%	8.00%	9.70%	0.70%	1.20%
UTs of J&K and LADAKH	0.50%	-1.80%	-18.00%	4.80%	-15.60%	-5.50%	1.40%	-5.10%	-3.90%

State / UT	Apr-19	May-19	Jun-19	Jul-19	Aug-19	Sep-19	Oct-19	Nov-19	Dec-19
UTTAR PRADESH	10.80%	9.70%	4.70%	5.10%	3.90%	4.30%	-9.20%	-2.10%	18.10%
UTTARAKHAND	-2.90%	0.70%	-0.70%	-1.00%	-3.80%	-0.60%	-8.80%	-4.80%	17.50%
NORTHERN REGION	-5.80%	-0.10%	5.50%	0.20%	-1.50%	5.30%	-5.10%	-3.50%	14.50%

Members may like to deliberate.

4. Generation outage programmed for 2020-21

In the 18th LGBR Sub-committee meeting, outage criteria were decided and tentative outage of major generating stations was fixed. Few, generating stations and states revised and submitted the data after the meeting. The draft outage program of the generating stations for 2020-21 is enclosed at **Annexure-III**.

Members may like to deliberate.

5. Anticipated Demand for LGBR 2020-21

a. In the 18th LGBR sub-committee meeting, a committee comprising of representatives from NRPC, NLDC and NRLDC was constituted to prepare draft LGBR report for 2020-21. The drafting committee had **7** meetings and compiled the available data to prepare draft demand and availability. The anticipated Peak Demand forecast for 2020-21 is enclosed at **Annexure-IV**, and anticipated Energy Demand forecast for 2020-21 is enclosed at **Annexure-V**.

b. After comparing the forecasted data with the data submitted by states, noticeable variations are observed in some instances. The analysis of the Peak demand is enclosed at **Annexure-VI**, and Energy demand at **Annexure-VII**.

Members may kindly clarify the reasons for variations indicated in Annexure-VI and VII.

6. Anticipated Availability for LGBR 2020-21

The generation availability of Central Generating Stations and States and IPPs has been prepared considering the past generation trend along with outage details, auxiliary consumption of plants and transmission losses. The anticipated energy and maximum power availability for NR during 2020-21 is enclosed at **Annexure-VIII**.

Members may like to deliberate.

केंद्र / Station	Unit	केंद्र क्षमता Station Capacity (MW)	वार्षिक आऊटज योजना के अनुसार			अभ्युक्तियाँ Remarks
			से / From	तक / To	दिनों की संख्या No of Days	
NTPC						
Singrauli STPS		2	200	22.03.20	25.03.20	4 Boiler License Renewal
Koldam HEP (NTPC)		4	200	25-Feb-20	29-Feb-20	5 Annual Inspection
NPCIL						
NAPS		1	220			NIL
		2	220	01.02.2020	01.03.2020	30 Biennial Shut Down
RAPS - A(CSGS Dedicated to Raj)		2	200	1-Mar-20	31-Aug-20	184 RAPS-2 long shutdown will be taken from 01 March-2020 onward for Boilers hair pins replacement job
		4	220	1-Feb-20	15-Mar-20	44 BSD
		6	220	15-Jan-20	28-Feb-20	45 BSD
NHPC						
Salal(6x115)		1	115	27-Feb-20	17-Mar-20	20 Annual Maintenance
Chamera - III(3x77)		3	77	1-Feb-20	15-Feb-20	15 Annual Maintenance
PARBATI-III(4x130)		4	130	1-Feb-20	25-Feb-20	25 Annual Maintenance
Chutak		4	11	29-Jan-20	27-Feb-20	30 Annual Maintenance
BBMB						
Bhakra		3	108	4-Mar-20	23-Mar-20	20 Annual Maintenance
Bhakra		3	108	25-Mar-20	16-Apr-20	23 Capital Mtc of Penstock Head Gate & Gate Hoist
Bhakra		7	157	1-Oct-19	28-Feb-20	151 Annual Maintenance
Bhakra		9	157	10-Feb-20	2-Mar-20	22 Annual Maintenance
Kotla		2	24.20	16-Mar-20	25-Mar-20	10 Annual Maintenance
Kotla		3	24.20	17-Feb-20	20-Feb-20	4 Half yearly Maintenance
Dehar		2	165	2-Jan-20	31-Mar-20	90 Capital Maintenance
Dehar		6	165	12-Feb-20	2-Mar-20	20 Annual Maintenance
Pong		1	66	26-Mar-20	14-Apr-20	20 Annual Maintenance
Pong		3	66	17-Mar-19	15-Apr-19	30 Annual Mtc+ replacement of governor
Pong		3	66	6-Mar-20	25-Mar-20	20 Annual Maintenance
Pong		5	66	15-Feb-20	5-Mar-20	20 Annual Maintenance
SJVNL						
Rampur(6x68.67)		1	68.67	1.12.2019	15.3.2020	105 R&M
		2	68.67			
		3	68.67			
		4	68.67			
		5	68.67			
		6	68.67			
Nathpa-Jhakri(6x250)		1	250	1.12.2019	28.2.2020	88 R&M
		2	250			
		3	250			
		4	250			
		5	250			
		6	250			
THDC						
Tehri HPP		2	250	1.3.2020	30.3.2020	30 Annual Maintenance
Koteswar HEP		4	100	17.3.2020	30.4.2020	45 Annual Maintenance
DELHI						
PRAGATI - I	2-GT		104	01.03.2020	20.03.2020	20 Hot Gas Path Inspection (HGPI)
PRAGATI - III(BAWANA)	2-GT (02.11.2019)		216	01.03.2020	21.03.2020	21 Hot Gas Path Inspection (HGPI)
RGTPP HISSAR(2x600)		1	660	20.03.2020	31.03.2020	12 Capital Overhaul(Will extend upto 08th May)

State / UT		Jan-20	Feb-20	Mar-20	Total	State / UT		Jan-20	Feb-20	Mar-20
Chandigarh	Availability	110	105	120	1810	Chandigarh	Availability	300	295	310
	Requirement	125	115	110	1730		Requirement	280	235	235
	Surplus/Shortfall (MU)	-15	-10	10	80		Surplus/Shortfall (MW)	20	60	75
	Surplus/Shortfall (%)	-12.0%	-8.7%	9.1%	4.6%		Surplus/Shortfall (%)	7.1%	25.5%	31.9%
Delhi	Availability	2970	3300	3110	41910	Delhi	Availability	4880	4810	5970
	Requirement	2180	1890	1980	33670		Requirement	4580	4400	4100
	Surplus/Shortfall (MU)	790	1410	1130	8240		Surplus/Shortfall (MW)	300	410	1870
	Surplus/Shortfall (%)	36.2%	74.6%	57.1%	24.5%		Surplus/Shortfall (%)	6.6%	9.3%	45.6%
Haryana	Availability	5460	5090	5560	67540	Haryana	Availability	9900	9860	10020
	Requirement	3940	3560	3800	54020		Requirement	7060	6950	6750
	Surplus/Shortfall (MU)	1520	1530	1760	13520		Surplus/Shortfall (MW)	2840	2910	3270
	Surplus/Shortfall (%)	38.6%	43.0%	46.3%	25.0%		Surplus/Shortfall (%)	40.2%	41.9%	48.4%
Himachal Pradesh	Availability	930	1010	1040	11030	Himachal Pradesh	Availability	1680	1600	1600
	Requirement	930	870	860	10410		Requirement	1700	1590	1580
	Surplus/Shortfall (MU)	0	140	180	620		Surplus/Shortfall (MW)	-20	10	20
	Surplus/Shortfall (%)	0.0%	16.1%	20.9%	6.0%		Surplus/Shortfall (%)	-1.2%	0.6%	1.3%
Jammu & Kashmir	Availability	650	670	920	12820	Jammu & Kashmir	Availability	1680	1860	2030
	Requirement	1930	1620	1800	20000		Requirement	3230	3190	3150
	Surplus/Shortfall (MU)	-1280	-950	-880	-7180		Surplus/Shortfall (MW)	-1550	-1330	-1120
	Surplus/Shortfall (%)	-66.3%	-58.6%	-48.9%	-35.9%		Surplus/Shortfall (%)	-48.0%	-41.7%	-35.6%
Punjab	Availability	5490	5470	5890	74560	Punjab	Availability	8470	9000	9000
	Requirement	3520	3550	4350	60120		Requirement	6470	7000	7400
	Surplus/Shortfall (MU)	1970	1920	1540	14440		Surplus/Shortfall (MW)	2000	2000	1600
	Surplus/Shortfall (%)	56.0%	54.1%	35.4%	24.0%		Surplus/Shortfall (%)	30.9%	28.6%	21.6%
Rajasthan	Availability	8400	8220	9280	103300	Rajasthan	Availability	17720	14940	14900
	Requirement	7700	6860	7160	84300		Requirement	13100	12700	11900
	Surplus/Shortfall (MU)	700	1360	2120	19000		Surplus/Shortfall (MW)	4620	2240	3000
	Surplus/Shortfall (%)	9.1%	19.8%	29.6%	22.5%		Surplus/Shortfall (%)	35.3%	17.6%	25.2%
Uttar Pradesh	Availability	8700	8000	9600	136650	Uttar Pradesh	Availability	16750	16000	16500
	Requirement	8550	7850	9000	125650		Requirement	16500	16000	16500
	Surplus/Shortfall (MU)	150	150	600	11000		Surplus/Shortfall (MW)	250	0	0
	Surplus/Shortfall (%)	1.8%	1.9%	6.7%	8.8%		Surplus/Shortfall (%)	1.5%	0.0%	0.0%
Uttarakhand	Availability	1130	1060	1060	14000	Uttarakhand	Availability	2100	2100	2010
	Requirement	1160	1090	1090	14180		Requirement	2180	2180	2000
	Surplus/Shortfall (MU)	-30	-30	-30	-180		Surplus/Shortfall (MW)	-80	-80	10
	Surplus/Shortfall (%)	-2.6%	-2.8%	-2.8%	-1.3%		Surplus/Shortfall (%)	-3.7%	-3.7%	0.5%
Total NR	Availability	33840	32925	36580	463620	Total NR	Availability	63480	60465	62340
	Requirement	30035	27405	30150	404080		Requirement	49700	48100	49000
	Surplus/Shortfall (MU)	3805	5520	6430	59540		Surplus/Shortfall (MW)	13780	12365	13340
	Surplus/Shortfall (%)	12.7%	20.1%	21.3%	14.7%		Surplus/Shortfall (%)	27.7%	25.7%	27.2%

Station	Unit	Station Type	Region	State	Utility	Capacity (MW)	Outage from	Outage To	Duration (days)	Remarks
SINGRAULI STPS	1	Thermal	NR	UP	NTPC	200	15-Aug-20	28-Sep-20	45	Capital O/H+DDCMIS
SINGRAULI STPS	2	Thermal	NR	UP	NTPC	200	25-Apr-20	29-May-20	35	Boiler+DDCMIS
SINGRAULI STPS	7	Thermal	NR	UP	NTPC	500	25-Sep-20	20-Oct-20	26	Boiler+DDCMIS
RIHAND-I STPS	1	Thermal	NR	UP	NTPC	500	01-Apr-20	20-May-20	50	Overhauling of Boiler & its auxiliaries, RLA of Boiler, Replacement of Eco Coils, R&M of Mill APH, Overhauling of HP,IP,LP Turbine, 3.3KV Unit Board Replacement, Generator primary water skid replacement, Other defects attending
RIHAND-II STPS	3	Thermal	NR	UP	NTPC	500	20-Sep-20	09-Oct-20	20	Overhauling of Boiler & its auxiliaries, Furnace modification for NOx control, FGD Dampers installation,
RIHAND-III STPS	5	Thermal	NR	UP	NTPC	500	15-Feb-21	20-Mar-21	34	Overhauling of Boiler & its auxiliaries., Furnace modification for NOx control, FGD Dampers installation, Short Shutdown (05 Days) to be taken for Boiler License renewal
RIHAND-III STPS	6	Thermal	NR	UP	NTPC	500	15-Apr-20	15-May-20	31	Overhauling of Boiler & its auxiliaries, Overhauling of LP turbine NFT & MPI of LP Turbine Free Standing Blades, DPT of LP Casing, Turbine CVs/SVs servicing, COLTCS Commissioning, Installation of thermocouples at Eco-Hopper (C&I), Furnace modification for NOx control, Pressure grouting of bearing foundations, FGD Dampers installation, Other defects attending works
UNCHAHAR-I TPS	2	Thermal	NR	UP	NTPC	210	10-Apr-20	15-May-20	36	Overhauling
UNCHAHAR-II TPS	4	Thermal	NR	UP	NTPC	210	30-Nov-20	03-Jan-21	35	Overhauling
UNCHAHAR-IV TPS	6	Thermal	NR	UP	NTPC	500	01-Oct-20	30-Oct-20	30	Overhauling
DADRI-I (NCTPP)	1	Thermal	NR	UP	NTPC	210	01-Apr-20	05-May-20	35	BLR+DSI
DADRI-I (NCTPP)	2	Thermal	NR	UP	NTPC	210	26-Sep-20	15-Oct-20	20	Capital OH (C) + FGD/Nox
DADRI-I (NCTPP)	3	Thermal	NR	UP	NTPC	210	23-Dec-20	26-Jan-21	35	Boiler O/H (A)
DADRI-II (NCTPP)	5	Thermal	NR	UP	NTPC	490	25-Feb-21	21-Mar-21	25	Boiler O/H +LP+Gen (B)
ANTA CCPP	GT-1	Gas	NR	Rajasthan	NTPC	88.7	02-Apr-20	02-May-20	31	16000/C Major Inspection/ WHRB License Renewal
ANTA CCPP	GT-1	Gas	NR	Rajasthan	NTPC	88.7	15-Oct-20	19-Oct-20	5	4000/A Minor Inspection
ANTA CCPP	GT-2	Gas	NR	Rajasthan	NTPC	88.7	15-May-20	19-May-20	5	4000/A Minor Inspection
ANTA CCPP	GT-2	Gas	NR	Rajasthan	NTPC	88.7	01-Nov-20	07-Nov-20	7	8000/B Minor Inspection
ANTA CCPP	GT-3	Gas	NR	Rajasthan	NTPC	88.7	20-Apr-20	24-Apr-20	5	WHRB License Renewal
ANTA CCPP	GT-3	Gas	NR	Rajasthan	NTPC	88.7	03-Sep-20	09-Sep-20	7	12000/B Minor Inspection
ANTA CCPP	GT-3	Gas	NR	Rajasthan	NTPC	88.7	22-Feb-21	24-Mar-21	31	16000/C Major Inspection
ANTA CCPP	ST	Gas	NR	Rajasthan	NTPC	153.2	02-Apr-20	07-May-20	36	50000 VOH Major Inspection+LP Blade Carrier repairs
AURAIYA CCPP	GT-1	Gas	NR	UP	NTPC	111.19	28-Apr-20	28-Apr-20	1	Boiler licence Renewal
AURAIYA CCPP	GT-1	Gas	NR	UP	NTPC	111.19	31-Aug-20	14-Sep-20	15	Turbine inspection
AURAIYA CCPP	GT-1	Gas	NR	UP	NTPC	111.19	01-Nov-20	02-Nov-20	2	Filter Replacement
AURAIYA CCPP	GT-2	Gas	NR	UP	NTPC	111.19	15-Jun-20	15-Jun-20	1	Boiler licence Renewal
AURAIYA CCPP	GT-2	Gas	NR	UP	NTPC	111.19	10-Nov-20	11-Nov-20	2	Filter Replacement
AURAIYA CCPP	GT-3	Gas	NR	UP	NTPC	111.19	10-Jul-20	16-Jul-20	7	Combustor Inspection
AURAIYA CCPP	GT-3	Gas	NR	UP	NTPC	111.19	25-Nov-20	25-Nov-20	1	Boiler licence Renewal
AURAIYA CCPP	GT-4	Gas	NR	UP	NTPC	111.19	10-Feb-21	10-Feb-21	1	Boiler licence Renewal
DADRI CCPP	GT-1	Gas	NR	UP	NTPC	130.19	24-May-20	28-May-20	5	4000 EOH Inspection
DADRI CCPP	GT-1	Gas	NR	UP	NTPC	130.19	21-Oct-20	27-Oct-20	7	8000 EOH Inspection
DADRI CCPP	GT-1	Gas	NR	UP	NTPC	130.19	19-Dec-20	20-Dec-20	2	Air Intake Filter Replacement
DADRI CCPP	GT-1	Gas	NR	UP	NTPC	130.19	06-Jan-21	07-Jan-21	2	Boiler Licence Renewal/ Compressor Washing
DADRI CCPP	GT-2	Gas	NR	UP	NTPC	130.19	11-Apr-20	15-Apr-20	5	4000 EOH Inspection
DADRI CCPP	GT-2	Gas	NR	UP	NTPC	130.19	24-Jun-20	25-Jun-20	2	Boiler Licence Renewal
DADRI CCPP	GT-2	Gas	NR	UP	NTPC	130.19	24-Sep-20	30-Sep-20	7	8000 EOH Inspection
DADRI CCPP	GT-2	Gas	NR	UP	NTPC	130.19	01-Dec-20	02-Dec-20	2	Air Intake Filter Replacement
DADRI CCPP	GT-2	Gas	NR	UP	NTPC	130.19	02-Jan-21	02-Jan-21	1	Compressor Washing
DADRI CCPP	GT-3	Gas	NR	UP	NTPC	130.19	01-Jun-20	05-Jun-20	5	4000 EOH Inspection
DADRI CCPP	GT-3	Gas	NR	UP	NTPC	130.19	18-Nov-20	24-Nov-20	7	8000 EOH Inspection
DADRI CCPP	GT-3	Gas	NR	UP	NTPC	130.19	10-Dec-20	11-Dec-20	2	Air Intake Filter Replacement
DADRI CCPP	GT-3	Gas	NR	UP	NTPC	130.19	07-Jan-21	08-Jan-21	2	Boiler Licence Renewal/ Compressor Washing
DADRI CCPP	GT-4	Gas	NR	UP	NTPC	130.19	03-Apr-20	09-Apr-20	7	8000 EOH Inspection
DADRI CCPP	GT-4	Gas	NR	UP	NTPC	130.19	01-Sep-20	10-Sep-20	10	Flame Tube Inspection
DADRI CCPP	GT-4	Gas	NR	UP	NTPC	130.19	12-Nov-20	13-Nov-20	2	Air Intake Filter Replacement
DADRI CCPP	GT-4	Gas	NR	UP	NTPC	130.19	22-Feb-21	26-Feb-21	5	4000 EOH Inspection/Compressor Washing
DADRI CCPP	GT-4	Gas	NR	UP	NTPC	130.19	29-Mar-21	30-Mar-21	2	Boiler Licence Renewal
DADRI CCPP	ST-1	Gas	NR	UP	NTPC	154.51	21-Oct-20	30-Oct-20	10	Annual Shutdown
DADRI CCPP	ST-2	Gas	NR	UP	NTPC	154.51	01-Sep-20	10-Sep-20	10	Annual Shutdown
KOLDAM HPS	1	Hydro	NR	HP	NTPC	200	08-Dec-20	12-Dec-20	5	Annual Inspection
KOLDAM HPS	2	Hydro	NR	HP	NTPC	200	14-Dec-20	18-Dec-20	5	Annual Inspection
KOLDAM HPS	3	Hydro	NR	HP	NTPC	200	02-Feb-21	06-Feb-21	5	Annual Inspection
KOLDAM HPS	4	Hydro	NR	HP	NTPC	200	08-Feb-21	12-Feb-21	5	Annual Inspection
IGSTPP Jhajjar	1	Thermal	NR	Haryana	APCPL	500	21-Jan-21	27-Jan-21	7	BLR
IGSTPP Jhajjar	2	Thermal	NR	Haryana	APCPL	500	01-Apr-20	07-Apr-20	7	BLR

IGSTPP Jhajjar	3	Thermal	NR	Haryana	APCPL	500	22-Sep-20	05-Nov-20	45	Boiler Annual Overhaul + LP Turbine replacement
NAPS Narora	2	Nuclear	NR	UP	NPCIL	220	01-Apr-20	30-Apr-20	30	Biennial Shut Down
RAPS-B	3	Nuclear	NR	Rajasthan	NPCIL	220	01-Jan-21	31-Mar-21	90	Long shutdown for coolantchannels replacement job
RAPS-C	5	Nuclear	NR	Rajasthan	NPCIL	220	01-Sep-20	15-Oct-20	45	BSD
NATHPA JHAKRI HPS	1	Hydro	NR	Himachal Pradesh	SJVNL	250	01-Dec-20	10-Dec-20	10	Annual Planned Maintenance
NATHPA JHAKRI HPS	2	Hydro	NR	Himachal Pradesh	SJVNL	250	11-Dec-20	20-Dec-20	10	Annual Planned Maintenance
NATHPA JHAKRI HPS	3	Hydro	NR	Himachal Pradesh	SJVNL	250	21-Dec-20	31-Dec-20	11	Annual Planned Maintenance
NATHPA JHAKRI HPS	4	Hydro	NR	Himachal Pradesh	SJVNL	250	01-Jan-21	10-Jan-21	10	Annual Planned Maintenance
NATHPA JHAKRI HPS	5	Hydro	NR	Himachal Pradesh	SJVNL	250	11-Jan-21	20-Jan-21	10	Annual Planned Maintenance
NATHPA JHAKRI HPS	6	Hydro	NR	Himachal Pradesh	SJVNL	250	21-Jan-21	31-Jan-21	11	Annual Planned Maintenance
RAMPUR HPS	1	Hydro	NR	Himachal Pradesh	SJVNL	68.67	01-Dec-20	10-Dec-20	10	Annual Planned Maintenance
RAMPUR HPS	2	Hydro	NR	Himachal Pradesh	SJVNL	68.67	11-Dec-20	20-Dec-20	10	Annual Planned Maintenance
RAMPUR HPS	3	Hydro	NR	Himachal Pradesh	SJVNL	68.67	21-Dec-20	31-Dec-20	11	Annual Planned Maintenance
RAMPUR HPS	4	Hydro	NR	Himachal Pradesh	SJVNL	68.67	01-Jan-21	10-Jan-21	10	Annual Planned Maintenance
RAMPUR HPS	5	Hydro	NR	Himachal Pradesh	SJVNL	68.67	11-Jan-21	20-Jan-21	10	Annual Planned Maintenance
RAMPUR HPS	6	Hydro	NR	Himachal Pradesh	SJVNL	68.67	21-Jan-21	31-Jan-21	11	Annual Planned Maintenance
TEHRI ST-1 HPS	1	Hydro	NR	Uttarakhand	THDC	250	01-Apr-20	30-Apr-20	30	Annual Maintenance
TEHRI ST-1 HPS	2	Hydro	NR	Uttarakhand	THDC	250	01-Mar-21	30-Mar-21	30	Annual Maintenance
TEHRI ST-1 HPS	3	Hydro	NR	Uttarakhand	THDC	250	01-May-20	15-Jun-20	46	Major Maintenance
TEHRI ST-1 HPS	4	Hydro	NR	Uttarakhand	THDC	250	01-Jun-20	30-Jun-20	30	Annual Maintenance
KOTESHWAR HPS	1	Hydro	NR	Uttarakhand	THDC	100	01-May-20	05-Jun-20	36	Annual Maintenance
KOTESHWAR HPS	2	Hydro	NR	Uttarakhand	THDC	100	01-Oct-20	05-Nov-20	36	Annual Maintenance
KOTESHWAR HPS	3	Hydro	NR	Uttarakhand	THDC	100	16-Nov-20	20-Dec-20	35	Annual Maintenance
KOTESHWAR HPS	4	Hydro	NR	Uttarakhand	THDC	100	17-Mar-21	31-Mar-21	15	Annual Maintenance
BAIRA SIUL HPS	2	Hydro	NR	Himachal Pradesh	NHPC	60	01-Dec-20	30-Dec-20	30	Annual Maintenance
BAIRA SIUL HPS	3	Hydro	NR	Himachal Pradesh	NHPC	60	05-Jan-21	04-Feb-21	31	Annual Maintenance
SALAL ST-1&2 HPS	I-1	Hydro	NR	UTs of J&K and LADAKH	NHPC	115	14-Nov-20	03-Dec-20	20	Annual Maintenance
SALAL ST-1&2 HPS	I-2	Hydro	NR	UTs of J&K and LADAKH	NHPC	115	04-Dec-20	23-Dec-20	20	Annual Maintenance
SALAL ST-1&2 HPS	I-3	Hydro	NR	UTs of J&K and LADAKH	NHPC	115	24-Dec-20	12-Jan-21	20	Annual Maintenance
SALAL ST-1&2 HPS	II-1	Hydro	NR	UTs of J&K and LADAKH	NHPC	115	13-Jan-21	01-Feb-21	20	Annual Maintenance
SALAL ST-1&2 HPS	II-2	Hydro	NR	UTs of J&K and LADAKH	NHPC	115	02-Feb-21	21-Feb-21	20	Annual Maintenance
SALAL ST-1&2 HPS	II-3	Hydro	NR	UTs of J&K and LADAKH	NHPC	115	22-Feb-21	13-Mar-21	20	Annual Maintenance
CHAMERA- I HPS	1	Hydro	NR	Himachal Pradesh	NHPC	180	07-Dec-20	27-Dec-20	21	Annual Maintenance
CHAMERA- I HPS	2	Hydro	NR	Himachal Pradesh	NHPC	180	29-Dec-20	18-Jan-21	21	Annual Maintenance
CHAMERA- I HPS	3	Hydro	NR	Himachal Pradesh	NHPC	180	20-Jan-21	09-Feb-21	21	Annual Maintenance
CHAMERA- II HPS	1	Hydro	NR	Himachal Pradesh	NHPC	100	11-Nov-20	25-Nov-20	15	Annual Maintenance
CHAMERA- II HPS	2	Hydro	NR	Himachal Pradesh	NHPC	100	13-Dec-20	27-Dec-20	15	Annual Maintenance
CHAMERA- II HPS	3	Hydro	NR	Himachal Pradesh	NHPC	100	27-Nov-20	11-Dec-20	15	Annual Maintenance
CHAMERA-III HPS	1	Hydro	NR	Himachal Pradesh	NHPC	77	01-Apr-20	08-Apr-20	8	Shutdown for repair works of GIS
CHAMERA-III HPS	1	Hydro	NR	Himachal Pradesh	NHPC	77	02-Jan-21	16-Jan-21	15	Annual Maintenance
CHAMERA-III HPS	2	Hydro	NR	Himachal Pradesh	NHPC	77	01-Apr-20	08-Apr-20	8	Shutdown for repair works of GIS
CHAMERA-III HPS	2	Hydro	NR	Himachal Pradesh	NHPC	77	20-Jan-21	03-Feb-21	15	Annual Maintenance
CHAMERA-III HPS	3	Hydro	NR	Himachal Pradesh	NHPC	77	01-Apr-20	08-Apr-20	8	Shutdown for repair works of GIS
CHAMERA-III HPS	3	Hydro	NR	Himachal Pradesh	NHPC	77	07-Feb-21	28-Feb-21	22	Capital Maintenance
URI-I HPS	1	Hydro	NR	UTs of J&K and LADAKH	NHPC	120	31-Dec-20	19-Jan-21	20	Annual Maintenance
URI-I HPS	2	Hydro	NR	UTs of J&K and LADAKH	NHPC	120	20-Jan-21	08-Feb-21	20	Annual Maintenance

URI-I HPS	3	Hydro	NR	UTs of J&K and LADAKH	NHPC	120	01-Nov-20	30-Nov-20	30	Capital Maintenance
URI-I HPS	4	Hydro	NR	UTs of J&K and LADAKH	NHPC	120	01-Dec-20	30-Dec-20	30	Capital Maintenance
URI-II HPS	1	Hydro	NR	UTs of J&K and LADAKH	NHPC	60	01-Nov-20	20-Nov-20	20	Annual Maintenance
URI-II HPS	2	Hydro	NR	UTs of J&K and LADAKH	NHPC	60	23-Nov-20	12-Dec-20	20	Annual Maintenance
URI-II HPS	3	Hydro	NR	UTs of J&K and LADAKH	NHPC	60	15-Dec-20	03-Jan-21	20	Annual Maintenance
URI-II HPS	4	Hydro	NR	UTs of J&K and LADAKH	NHPC	60	06-Jan-21	25-Jan-21	20	Annual Maintenance
TANAKPUR HPS	1	Hydro	NR	Uttarakhand	NHPC	31.4	01-Feb-21	31-Mar-21	59	S/D for construction of Indo-Nepal Link Canal and Annual Maintenance
TANAKPUR HPS	2	Hydro	NR	Uttarakhand	NHPC	31.4	01-Feb-21	31-Mar-21	59	S/D for construction of Indo-Nepal Link Canal and Annual Maintenance
TANAKPUR HPS	3	Hydro	NR	Uttarakhand	NHPC	31.4	13-Dec-20	31-Mar-21	109	Capital Maintenance and S/D for construction of Indo-Nepal Link Canal
DHAULI GANGA HPS	1	Hydro	NR	Uttarakhand	NHPC	70	15-Nov-20	06-Dec-20	22	Annual Maintenance
DHAULI GANGA HPS	2	Hydro	NR	Uttarakhand	NHPC	70	09-Dec-20	30-Dec-20	22	Annual Maintenance
DHAULI GANGA HPS	3	Hydro	NR	Uttarakhand	NHPC	70	03-Jan-21	24-Jan-21	22	Annual Maintenance
DHAULI GANGA HPS	4	Hydro	NR	Uttarakhand	NHPC	70	28-Jan-21	18-Feb-21	22	Annual Maintenance
DULHASTI HPS	1	Hydro	NR	UTs of J&K and LADAKH	NHPC	130	01-Dec-20	20-Dec-20	20	Annual Maintenance
DULHASTI HPS	2	Hydro	NR	UTs of J&K and LADAKH	NHPC	130	23-Dec-20	11-Jan-21	20	Annual Maintenance
DULHASTI HPS	3	Hydro	NR	UTs of J&K and LADAKH	NHPC	130	14-Jan-21	02-Feb-21	20	Annual Maintenance
PARBATH-III HPS	1	Hydro	NR	Himachal Pradesh	NHPC	130	15-Nov-20	05-Dec-20	21	Annual Maintenance
PARBATH-III HPS	2	Hydro	NR	Himachal Pradesh	NHPC	130	06-Dec-20	26-Dec-20	21	Annual Maintenance
PARBATH-III HPS	3	Hydro	NR	Himachal Pradesh	NHPC	130	27-Dec-20	17-Jan-21	22	Annual Maintenance
PARBATH-III HPS	4	Hydro	NR	Himachal Pradesh	NHPC	130	18-Jan-21	08-Feb-21	22	Annual Maintenance
SEWA-II HPS	1	Hydro	NR	UTs of J&K and LADAKH	NHPC	40	14-Nov-20	28-Nov-20	15	Annual Maintenance
SEWA-II HPS	2	Hydro	NR	UTs of J&K and LADAKH	NHPC	40	01-Dec-20	15-Dec-20	15	Annual Maintenance
SEWA-II HPS	3	Hydro	NR	UTs of J&K and LADAKH	NHPC	40	18-Dec-20	01-Jan-21	15	Annual Maintenance
BHAKRA LEFT & RIGHT HPS	L-1	Hydro	NR	Himachal Pradesh	BBMB	108	01-Apr-20	31-Oct-20	214	RM&U works
BHAKRA LEFT & RIGHT HPS	L-2	Hydro	NR	Himachal Pradesh	BBMB	108	13-Oct-20	03-Nov-20	22	Annual Maintenance
BHAKRA LEFT & RIGHT HPS	L-3	Hydro	NR	Himachal Pradesh	BBMB	126	20-Apr-20	11-May-20	22	Capital Maintenance of Head gates
BHAKRA LEFT & RIGHT HPS	L-3	Hydro	NR	Himachal Pradesh	BBMB	126	04-Feb-21	23-Feb-21	20	Annual Maintenance
BHAKRA LEFT & RIGHT HPS	L-4	Hydro	NR	Himachal Pradesh	BBMB	126	24-Dec-20	12-Jan-21	20	Annual Maintenance
BHAKRA LEFT & RIGHT HPS	L-5	Hydro	NR	Himachal Pradesh	BBMB	126	01-Apr-20	31-May-20	61	Cavitation Repair
BHAKRA LEFT & RIGHT HPS	L-5	Hydro	NR	Himachal Pradesh	BBMB	126	16-Mar-21	31-Mar-21	16	Annual Maintenance
BHAKRA LEFT & RIGHT HPS	R-1	Hydro	NR	Himachal Pradesh	BBMB	157	23-Sep-20	12-Oct-20	20	Annual Maintenance
BHAKRA LEFT & RIGHT HPS	R-2	Hydro	NR	Himachal Pradesh	BBMB	157	01-Apr-20	31-May-20	61	Capital Maintenance
BHAKRA LEFT & RIGHT HPS	R-3	Hydro	NR	Himachal Pradesh	BBMB	157	13-Jan-21	03-Feb-21	22	Annual Maintenance
BHAKRA LEFT & RIGHT HPS	R-3	Hydro	NR	Himachal Pradesh	BBMB	157	16-Mar-21	31-Mar-21	16	Capital Maintenance of Head gates
BHAKRA LEFT & RIGHT HPS	R-4	Hydro	NR	Himachal Pradesh	BBMB	157	04-Dec-20	23-Dec-20	20	Annual Maintenance
BHAKRA LEFT & RIGHT HPS	R-5	Hydro	NR	Himachal Pradesh	BBMB	157	01-Nov-20	31-Mar-21	151	Capital Maintenance
GANGUWAL HPS	1	Hydro	NR	Punjab	BBMB	27.99	15-Apr-20	18-Apr-20	4	Quartely Maintenance
GANGUWAL HPS	1	Hydro	NR	Punjab	BBMB	27.99	03-Aug-20	08-Aug-20	6	Half yearly Maintenance
GANGUWAL HPS	1	Hydro	NR	Punjab	BBMB	27.99	15-Jan-21	24-Jan-21	10	Annual Maintenance
GANGUWAL HPS	2	Hydro	NR	Punjab	BBMB	24.2	07-Apr-20	10-Apr-20	4	Quartely Maintenance
GANGUWAL HPS	2	Hydro	NR	Punjab	BBMB	24.2	14-Sep-20	19-Sep-20	6	Half yearly Maintenance
GANGUWAL HPS	2	Hydro	NR	Punjab	BBMB	24.2	16-Dec-20	29-Dec-20	14	Annual Maintenance
GANGUWAL HPS	3	Hydro	NR	Punjab	BBMB	24.2	20-Apr-20	29-Apr-20	10	Annual Maintenance

GANGUWAL HPS	3	Hydro	NR	Punjab	BBMB	24.2	21-Oct-20	27-Oct-20	7	Half yearly Maintenance
GANGUWAL HPS	3	Hydro	NR	Punjab	BBMB	24.2	06-Jan-21	09-Jan-21	4	Quarterly Maintenance
KOTLA HPS	1	Hydro	NR	Punjab	BBMB	28.94	04-May-20	12-May-20	9	Annual Maintenance
KOTLA HPS	1	Hydro	NR	Punjab	BBMB	28.94	05-Oct-20	11-Oct-20	7	Half yearly Maintenance
KOTLA HPS	1	Hydro	NR	Punjab	BBMB	28.94	11-Jan-21	14-Jan-21	4	Quarterly Maintenance
KOTLA HPS	2	Hydro	NR	Punjab	BBMB	24.2	08-Jun-20	11-Jun-20	4	Quarterly Maintenance
KOTLA HPS	2	Hydro	NR	Punjab	BBMB	24.2	01-Sep-20	07-Sep-20	7	Half yearly Maintenance
KOTLA HPS	2	Hydro	NR	Punjab	BBMB	24.2	16-Mar-21	25-Mar-21	10	Annual Maintenance
KOTLA HPS	3	Hydro	NR	Punjab	BBMB	24.2	01-Apr-20	04-Apr-20	4	Quarterly Maintenance
KOTLA HPS	3	Hydro	NR	Punjab	BBMB	24.2	21-Sep-20	27-Sep-20	7	Half yearly Maintenance
KOTLA HPS	3	Hydro	NR	Punjab	BBMB	24.2	07-Dec-20	16-Dec-20	10	Annual Maintenance
DEHAR HPS	1	Hydro	NR	Himachal Pradesh	BBMB	165	20-Nov-20	09-Dec-20	20	Annual Maintenance
DEHAR HPS	2	Hydro	NR	Himachal Pradesh	BBMB	165	01-Apr-20	17-Jun-20	78	Capital Maintenance
DEHAR HPS	3	Hydro	NR	Himachal Pradesh	BBMB	165	18-Jan-21	06-Feb-21	20	Annual Maintenance
DEHAR HPS	4	Hydro	NR	Himachal Pradesh	BBMB	165	01-Oct-20	08-Jan-21	100	Capital Maintenance
DEHAR HPS	5	Hydro	NR	Himachal Pradesh	BBMB	165	14-Jan-21	31-Mar-21	77	Capital Maintenance
DEHAR HPS	6	Hydro	NR	Himachal Pradesh	BBMB	165	10-Oct-20	29-Oct-20	20	Annual Maintenance
PONG HPS	1	Hydro	NR	Himachal Pradesh	BBMB	66	03-Oct-20	09-Oct-20	7	Half yearly Maintenance
PONG HPS	2	Hydro	NR	Himachal Pradesh	BBMB	66	01-Apr-20	15-Apr-20	15	Annual maintenance + Replacement of Generator Protection of Unit
PONG HPS	2	Hydro	NR	Himachal Pradesh	BBMB	66	10-Oct-20	16-Oct-20	7	Half yearly Maintenance
PONG HPS	3	Hydro	NR	Himachal Pradesh	BBMB	66	16-Apr-20	15-May-20	30	Annual maintenance + Replacement of Generator Protection of Unit
PONG HPS	3	Hydro	NR	Himachal Pradesh	BBMB	66	17-Oct-20	23-Oct-20	7	Half yearly Maintenance
PONG HPS	4	Hydro	NR	Himachal Pradesh	BBMB	66	16-May-20	05-Jun-20	21	Annual Maintenance
PONG HPS	4	Hydro	NR	Himachal Pradesh	BBMB	66	24-Oct-20	30-Oct-20	7	Half yearly Maintenance
PONG HPS	4	Hydro	NR	Himachal Pradesh	BBMB	66	15-Feb-21	15-Mar-21	29	Annual aintenance + Replacement of Generator Protection of Unit
PONG HPS	5	Hydro	NR	Himachal Pradesh	BBMB	66	06-Jun-20	25-Jun-20	20	Annual Maintenance
PONG HPS	5	Hydro	NR	Himachal Pradesh	BBMB	66	01-Nov-20	07-Nov-20	7	Half yearly Maintenance
PONG HPS	6	Hydro	NR	Himachal Pradesh	BBMB	66	25-Jun-20	15-Jul-20	21	Annual Maintenance
PONG HPS	6	Hydro	NR	Himachal Pradesh	BBMB	66	03-Oct-20	09-Oct-20	7	Half yearly Maintenance
PONG HPS	6	Hydro	NR	Himachal Pradesh	BBMB	66	16-Mar-21	31-Mar-21	16	Annual aintenance + Replacement of Generator Protection of Unit
KISHANGANGA HPS	1	Hydro	NR	UTs of J&K and LADAKH	NHPC	110	14-Dec-20	28-Dec-20	15	Annual Maintenance
KISHANGANGA HPS	2	Hydro	NR	UTs of J&K and LADAKH	NHPC	110	30-Dec-20	13-Jan-21	15	Annual Maintenance
KISHANGANGA HPS	3	Hydro	NR	UTs of J&K and LADAKH	NHPC	110	15-Jan-21	29-Jan-21	15	Annual Maintenance
FARIDABAD CCGT	GT-1	Gas	NR	Haryana	NTPC	137.758	01-Oct-20	05-Oct-20	5	4000 EOH & Bioler license
FARIDABAD CCGT	GT-2	Gas	NR	Haryana	NTPC	137.758	01-Oct-20	05-Oct-20	5	4000 EOH & Bioler license
FARIDABAD CCGT	ST	Gas	NR	Haryana	NTPC	156.08	01-Dec-20	25-Dec-20	25	STG Overhauling + GRP replacement
TANDA TPS	3	Thermal	NR	UP	NTPC	110	15-Apr-20	04-May-20	20	TG Brg. & Boiler
TANDA TPS	4	Thermal	NR	UP	NTPC	110	25-Sep-20	31-Oct-20	37	Capital OH
CHUTAK HPS	1	Hydro	NR	UTs of J&K and LADAKH	NHPC	11	24-Dec-20	22-Jan-21	30	Annual Maintenance
CHUTAK HPS	2	Hydro	NR	UTs of J&K and LADAKH	NHPC	11	24-Jan-21	22-Feb-21	30	Annual Maintenance
CHUTAK HPS	3	Hydro	NR	UTs of J&K and LADAKH	NHPC	11	25-Oct-20	23-Nov-20	30	Annual Maintenance
CHUTAK HPS	4	Hydro	NR	UTs of J&K and LADAKH	NHPC	11	24-Nov-20	23-Dec-20	30	Annual Maintenance
NIMMO BAZGO HPS	1	Hydro	NR	UTs of J&K and LADAKH	NHPC	15	18-Nov-20	10-Dec-20	23	Annual Maintenance
NIMMO BAZGO HPS	2	Hydro	NR	UTs of J&K and LADAKH	NHPC	15	14-Dec-20	05-Jan-21	23	Annual Maintenance
NIMMO BAZGO HPS	3	Hydro	NR	UTs of J&K and LADAKH	NHPC	15	09-Jan-21	31-Jan-21	23	Annual Maintenance
BARSINGSAR LIGNITE	1	Thermal	NR	Rajasthan	NLC	125	05-Jun-20	19-Jul-20	45	Annual Maintenance of Boiler including statutory inspection (Boiler valid upto 05/06/2020)
BARSINGSAR LIGNITE	2	Thermal	NR	Rajasthan	NLC	125	18-Apr-20	17-May-20	30	Annual Maintenance of Boiler including statutory inspection. (Boiler valid upto 18/04/2020)
RAPS-A	2	Nuclear	NR	Rajasthan	NPCIL	200	01-Apr-20	31-Aug-20	153	Long shutdown for boiler hair pin replacement job

PPS-I PPCL	GT-1	Gas	NR	Delhi	PPCL	104	01-Sep-20	10-Sep-20	10	Combustion Inspection
PPS-I PPCL	GT-1	Gas	NR	Delhi	PPCL	104	01-Dec-20	02-Dec-20	2	Turbine Inlet Air filter replacement
PPS-I PPCL	GT-2	Gas	NR	Delhi	PPCL	104	03-Dec-20	04-Dec-20	2	Turbine Inlet Air filter replacement
PPS-I PPCL	GT-2	Gas	NR	Delhi	PPCL	104	01-Mar-21	20-Mar-21	20	Hot Gas Path Inspection
PPS-I PPCL	ST	Gas	NR	Delhi	PPCL	122	01-Mar-21	04-Mar-21	4	HSRG#1: March'21
PPS-I PPCL	ST	Gas	NR	Delhi	PPCL	122	01-Nov-21	04-Nov-21	4	HSRG#2: Oct/Nov'20
PPS-III BAWANA	GT-1	Gas	NR	Delhi	PPCL	216	01-May-20	02-May-20	2	Transformer Testing
PPS-III BAWANA	GT-1	Gas	NR	Delhi	PPCL	216	01-Sep-20	03-Sep-20	3	Borosopic Inspection (BI)
PPS-III BAWANA	GT-2	Gas	NR	Delhi	PPCL	216	01-Apr-20	05-Apr-20	5	Hot Gas Path Inspection
PPS-III BAWANA	GT-2	Gas	NR	Delhi	PPCL	216	30-Nov-20	01-Dec-20	2	Transformer Testing
PPS-III BAWANA	GT-2	Gas	NR	Delhi	PPCL	216	01-Feb-21	03-Feb-21	3	Borosopic Inspection (BI)
PPS-III BAWANA	ST-1	Gas	NR	Delhi	PPCL	253.6	01-Feb-21	10-Feb-21	10	Condenser Cleaning and Transformer Testing (HRSG#1: 02.11.2020)
PPS-III BAWANA	GT-3	Gas	NR	Delhi	PPCL	216	04-Sep-20	06-Sep-20	3	Borosopic Inspection (BI)
PPS-III BAWANA	GT-3	Gas	NR	Delhi	PPCL	216	09-Oct-20	10-Oct-20	2	Transformer Testing
PPS-III BAWANA	GT-4	Gas	NR	Delhi	PPCL	216	07-Sep-20	09-Sep-20	3	Borosopic Inspection (BI)
PPS-III BAWANA	GT-4	Gas	NR	Delhi	PPCL	216	11-Oct-20	12-Oct-20	2	Transformer Testing
PPS-III BAWANA	GT-4	Gas	NR	Delhi	PPCL	216	10-Jan-21	30-Jan-21	21	Hot Gas Path Inspection & Generator Inspection
PPS-III BAWANA	ST-2	Gas	NR	Delhi	PPCL	253.6	13-Oct-20	14-Oct-20	2	Transformer Testing (HRSG#3: 03.03.2021)
PPS-III BAWANA	ST-2	Gas	NR	Delhi	PPCL	253.6	21-Mar-21	30-Mar-21	10	Condenser Cleaning (HRSG#4: 03.03.2021)
PANIPAT TPS	6	Thermal	NR	Haryana	HPGCL	210	01-Mar-21	07-Mar-21	7	For installation of DSI for meeting new Environment norms notified by MoEF & CC
PANIPAT TPS	7	Thermal	NR	Haryana	HPGCL	250	15-Jan-21	21-Jan-21	7	For installation of DSI for meeting new Environment norms notified by MoEF & CC
PANIPAT TPS	8	Thermal	NR	Haryana	HPGCL	250	01-Nov-20	30-Nov-20	30	Mini O/H & Installation of DSI for meeting New Environment Norms notified by MoEF & CC
DCR TPS YAMUNA NAGAR	1	Thermal	NR	Haryana	HPGCL	300	25-Nov-20	24-Dec-20	30	Mini Overhauling
MAHATMA GANDHI TPS (CLP JHAJJAR)	2	Thermal	NR	Haryana	IPP	660	01-Apr-20	15-Apr-20	15	Capital overhaul
MUNDRA TPS (ADANI POWER)	9	Thermal	NR	Haryana	IPP	660	15-Nov-20	05-Dec-20	21	Annual Overhaul
SSTPS SURATGARH	1	Thermal	NR	Rajasthan	RVUNL	250	25-Jul-20	13-Aug-20	20	Annual Boiler Overhaul (Date of BLR - 04.03.21)
SSTPS SURATGARH	3	Thermal	NR	Rajasthan	RVUNL	250	01-Jul-20	20-Jul-20	20	Annual Boiler Overhaul (Date of BLR - 05.02.21)
KOTA TPS (KSTPS)	1	Thermal	NR	Rajasthan	RVUNL	110	21-Aug-20	04-Sep-20	15	Annual Boiler Overhaul (Date of BLR - 02.02.20)
KOTA TPS (KSTPS)	2	Thermal	NR	Rajasthan	RVUNL	110	10-Sep-20	24-Sep-20	15	Annual Boiler Overhaul (Date of BLR - 10.01.20)
KOTA TPS (KSTPS)	3	Thermal	NR	Rajasthan	RVUNL	210	16-Apr-20	11-Jun-20	57	Annual Capital Overhaul (Date of BLR - 10.08.19 (Fees deposited & applied for 06 Months Extension))
KOTA TPS (KSTPS)	4	Thermal	NR	Rajasthan	RVUNL	210	26-Sep-20	10-Oct-20	15	Annual Boiler Overhaul (Date of BLR - 17.02.20)
KOTA TPS (KSTPS)	5	Thermal	NR	Rajasthan	RVUNL	210	01-Jul-20	16-Aug-20	47	Annual Capital Overhaul (Date of BLR - 18.10.19)
KOTA TPS (KSTPS)	6	Thermal	NR	Rajasthan	RVUNL	195	15-Jun-20	29-Jun-20	15	Annual Boiler Overhaul (Date of BLR - 26.10.19)
KOTA TPS (KSTPS)	7	Thermal	NR	Rajasthan	RVUNL	195	12-Oct-20	26-Oct-20	15	Annual Boiler Overhaul (Date of BLR - 13.03.20)
KALISINDH TPS (KATPP)	1	Thermal	NR	Rajasthan	RVUNL	600	10-Oct-20	30-Oct-20	21	Annual Boiler Overhaul (Date of BLR - 21.12.19)
KALISINDH TPS (KATPP)	2	Thermal	NR	Rajasthan	RVUNL	600	10-Aug-20	30-Aug-20	21	Annual Boiler Overhaul (Date of BLR - 26.05.20)
CTPP CHHABRA	1	Thermal	NR	Rajasthan	RVUNL	250	01-Apr-20	18-Apr-20	18	Annual Capital Overhaul (Date of BLR - 06.01.21)
CTPP CHHABRA	2	Thermal	NR	Rajasthan	RVUNL	250	01-Jul-20	20-Jul-20	20	Annual Boiler Overhaul (Date of BLR - 05.06.20)
CTPP CHHABRA	3	Thermal	NR	Rajasthan	RVUNL	250	01-Jun-20	20-Jun-20	20	Annual Boiler Overhaul (Date of BLR - 01.07.20)
CTPP CHHABRA	4	Thermal	NR	Rajasthan	RVUNL	250	01-May-20	20-May-20	20	Annual Boiler Overhaul (Date of BLR - 08.05.20)
CSCTPP CHHABRA	5	Thermal	NR	Rajasthan	RVUNL	660	01-Sep-20	30-Sep-20	30	Annual Boiler Overhaul (Date of BLR - 26.06.20)
CSCTPP CHHABRA	6	Thermal	NR	Rajasthan	RVUNL	660	15-Apr-20	14-May-20	30	Annual Boiler Overhaul (Date of BLR - 26.03.20)
RAMGARH CCPP	GT-1	Gas	NR	Rajasthan	RVUNL	35.5	02-Aug-20	31-Aug-20	30	Major Inspection
RAMGARH CCPP	ST-1	Gas	NR	Rajasthan	RVUNL	37.5	02-Aug-20	22-Aug-20	21	Turbine Intermediate Overhauling (Date of BLR - 10.03.21)
MAHI-I HPS BANSWARA	1	Hydro	NR	Rajasthan	RVUNL	25	01-Jun-20	30-Jun-20	30	Annual Maintenance
MAHI-I HPS BANSWARA	2	Hydro	NR	Rajasthan	RVUNL	25	01-May-20	30-May-20	30	Annual Maintenance
MAHI-II HPS BANSWARA	1	Hydro	NR	Rajasthan	RVUNL	45	01-Jun-20	30-Jun-20	30	Annual Maintenance
MAHI-II HPS BANSWARA	2	Hydro	NR	Rajasthan	RVUNL	45	01-May-20	30-May-20	30	Annual Maintenance
R P SAGAR HPS	1	Hydro	NR	Rajasthan	RVUNL	43	01-Apr-20	30-Apr-20	30	Revamping of machine after the unit submerge on 14/9/19
R P SAGAR HPS	2	Hydro	NR	Rajasthan	RVUNL	43	01-May-20	30-May-20	30	Revamping of machine after the unit submerge on 14/9/19
R P SAGAR HPS	3	Hydro	NR	Rajasthan	RVUNL	43	01-Apr-20	31-Mar-21	365	Complete shutdown after unit submerge on 14/9/19
R P SAGAR HPS	4	Hydro	NR	Rajasthan	RVUNL	43	01-Apr-20	31-Mar-21	365	Complete shutdown after unit submerge on 14/9/19
JAWAHAR SAGAR HPS	1	Hydro	NR	Rajasthan	RVUNL	33	01-Apr-20	30-Apr-20	30	Annual checks & maintenance work
JAWAHAR SAGAR HPS	2	Hydro	NR	Rajasthan	RVUNL	33	01-Jun-20	30-Jun-20	30	Annual checks & maintenance work
JAWAHAR SAGAR HPS	3	Hydro	NR	Rajasthan	RVUNL	33	01-May-20	30-May-20	30	Annual checks & maintenance work

KAWAI TPS (ADANI POWER)	2	Thermal	NR	Rajasthan	IPP	660	01-Aug-20	30-Aug-20	30	COH
JSW ENERGY (BARMER) TPP	1	Thermal	NR	Rajasthan	IPP	135	09-Jun-20	16-Jun-20	8	Boiler License renewal
JSW ENERGY (BARMER) TPP	1	Thermal	NR	Rajasthan	IPP	135	05-Sep-20	16-Sep-20	12	Refractory maintenance & Boiler Inspection
JSW ENERGY (BARMER) TPP	1	Thermal	NR	Rajasthan	IPP	135	26-Dec-20	02-Jan-21	8	Annual Overhaul/ Boiler overhaul
JSW ENERGY (BARMER) TPP	2	Thermal	NR	Rajasthan	IPP	135	04-May-20	11-May-20	8	Boiler License renewal & Boiler Inspection
JSW ENERGY (BARMER) TPP	2	Thermal	NR	Rajasthan	IPP	135	25-Sep-20	02-Oct-20	8	Annual Overhaul/ Boiler overhaul
JSW ENERGY (BARMER) TPP	2	Thermal	NR	Rajasthan	IPP	135	20-Mar-21	31-Mar-21	12	Refractory maintenance & Boiler Inspection
JSW ENERGY (BARMER) TPP	3	Thermal	NR	Rajasthan	IPP	135	18-Apr-20	25-Apr-20	8	Refractory maintenance & Boiler Inspection
JSW ENERGY (BARMER) TPP	3	Thermal	NR	Rajasthan	IPP	135	24-Nov-20	18-Dec-20	25	COH + Boiler License renewal
JSW ENERGY (BARMER) TPP	4	Thermal	NR	Rajasthan	IPP	135	17-Jul-20	10-Aug-20	25	COH
JSW ENERGY (BARMER) TPP	4	Thermal	NR	Rajasthan	IPP	135	21-Jan-21	28-Jan-21	8	Boiler License renewal + Annual Overhaul
JSW ENERGY (BARMER) TPP	5	Thermal	NR	Rajasthan	IPP	135	27-May-20	07-Jun-20	12	Refractory maintenance & Boiler Inspection
JSW ENERGY (BARMER) TPP	5	Thermal	NR	Rajasthan	IPP	135	06-Oct-20	13-Oct-20	8	Boiler License renewal
JSW ENERGY (BARMER) TPP	5	Thermal	NR	Rajasthan	IPP	135	30-Jan-21	06-Feb-21	8	Annual Overhaul/ Boiler overhaul
JSW ENERGY (BARMER) TPP	6	Thermal	NR	Rajasthan	IPP	135	14-May-20	21-May-20	8	Annual Overhaul/ Boiler overhaul
JSW ENERGY (BARMER) TPP	6	Thermal	NR	Rajasthan	IPP	135	10-Oct-20	17-Oct-20	8	Boiler License renewal
JSW ENERGY (BARMER) TPP	6	Thermal	NR	Rajasthan	IPP	135	16-Feb-21	27-Feb-21	12	Refractory maintenance & Boiler Inspection
JSW ENERGY (BARMER) TPP	7	Thermal	NR	Rajasthan	IPP	135	26-Jun-20	07-Jul-20	12	Refractory maintenance & Boiler Inspection
JSW ENERGY (BARMER) TPP	7	Thermal	NR	Rajasthan	IPP	135	01-Nov-20	08-Nov-20	8	Annual Overhaul/ Boiler overhaul
JSW ENERGY (BARMER) TPP	7	Thermal	NR	Rajasthan	IPP	135	03-Mar-21	10-Mar-21	8	Boiler License renewal
JSW ENERGY (BARMER) TPP	8	Thermal	NR	Rajasthan	IPP	135	07-Apr-20	14-Apr-20	8	Boiler License renewal
JSW ENERGY (BARMER) TPP	8	Thermal	NR	Rajasthan	IPP	135	12-Aug-20	23-Aug-20	12	Refractory maintenance & Boiler Inspection
JSW ENERGY (BARMER) TPP	8	Thermal	NR	Rajasthan	IPP	135	13-Jan-21	20-Jan-21	8	Annual Overhaul/ Boiler overhaul
ANPARA TPS	3	Thermal	NR	Uttar Pradesh	UPPCL	210	01-Apr-20	14-Apr-20	14	Annual Maintenance
ANPARA TPS	4	Thermal	NR	Uttar Pradesh	UPPCL	500	17-Nov-20	31-Dec-20	45	Capital Overhaul
ANPARA TPS	6	Thermal	NR	Uttar Pradesh	UPPCL	500	01-Feb-21	17-Mar-21	45	Capital Overhaul+FGD Installation + De Nox Installation
ANPARA TPS	7	Thermal	NR	Uttar Pradesh	UPPCL	500	15-Feb-21	31-Mar-21	45	Capital Overhaul+FGD Installation + De Nox Installation
OBRA TPS	10	Thermal	NR	Uttar Pradesh	UPPCL	200	18-Dec-20	31-Jan-21	45	Capital Overhaul
HARDUAGANJ TPS	8	Thermal	NR	Uttar Pradesh	UPPCL	250	01-Jan-21	18-Jan-21	18	Mini Overhaul
PARICHHA TPS	4	Thermal	NR	Uttar Pradesh	UPPCL	210	01-Dec-20	30-Dec-20	30	Annual Maintenance
PARICHHA TPS	6	Thermal	NR	Uttar Pradesh	UPPCL	250	20-Jan-21	18-Feb-21	30	Annual Maintenance
ANPARA C TPS (LANCO)	2	Thermal	NR	Uttar Pradesh	IPP	600	01-Oct-20	04-Nov-20	35	Capital Overhaul
ROSA TPP Ph-I	2	Thermal	NR	Uttar Pradesh	IPP	300	05-Feb-21	21-Mar-21	45	Turbine HP + LP + Generator Capital OH
ROSA TPP Ph-I	4	Thermal	NR	Uttar Pradesh	IPP	300	22-Nov-20	11-Dec-20	20	Boiler OH
LALITPUR TPS	2	Thermal	NR	Uttar Pradesh	IPP	660	04-Feb-21	28-Feb-21	25	Annual Overhaul
BARA TPP (PRAYAGRAJ)	1	Thermal	NR	Uttar Pradesh	IPP	660	01-Apr-20	10-Apr-20	10	Boiler License Renewal
BARA TPP (PRAYAGRAJ)	2	Thermal	NR	Uttar Pradesh	IPP	660	16-Nov-20	05-Dec-20	20	Annual Maintenance
BARA TPP (PRAYAGRAJ)	3	Thermal	NR	Uttar Pradesh	IPP	660	27-Jan-21	15-Feb-21	20	Annual Maintenance
VISHNUPRAYAG HPS (JAYPEE)	1	Hydro	NR	Uttar Pradesh	IPP	100	02-Nov-20	08-Nov-20	7	For repair / replacement of runners and other maintenance works.
VISHNUPRAYAG HPS (JAYPEE)	2	Hydro	NR	Uttar Pradesh	IPP	100	07-Dec-20	13-Dec-20	7	For repair / replacement of runners and other maintenance works.
VISHNUPRAYAG HPS (JAYPEE)	3	Hydro	NR	Uttar Pradesh	IPP	100	04-Jan-21	10-Jan-21	7	For repair / replacement of runners and other maintenance works.
VISHNUPRAYAG HPS (JAYPEE)	4	Hydro	NR	Uttar Pradesh	IPP	100	01-Feb-21	07-Feb-21	7	For repair / replacement of runners and other maintenance works.
CHIBRO (YAMUNA) HPS	1	Hydro	NR	Uttarakhand	UJVN Ltd.	60	01-Nov-20	30-Nov-20	30	Annual Maintenance
CHIBRO (YAMUNA) HPS	2	Hydro	NR	Uttarakhand	UJVN Ltd.	60	01-Dec-20	30-Dec-20	30	Annual Maintenance
CHIBRO (YAMUNA) HPS	3	Hydro	NR	Uttarakhand	UJVN Ltd.	60	01-Jan-21	30-Jan-21	30	Annual Maintenance

CHIBRO (YAMUNA) HPS	4	Hydro	NR	Uttarakhand	UJVN Ltd.	60	01-Feb-21	02-Mar-21	30	Annual Maintenance
KHODRI HPS	1	Hydro	NR	Uttarakhand	UJVN Ltd.	30	01-Nov-20	25-Nov-20	25	Annual maintenance
KHODRI HPS	2	Hydro	NR	Uttarakhand	UJVN Ltd.	30	01-Dec-20	25-Dec-20	25	Annual Maintenance
KHODRI HPS	3	Hydro	NR	Uttarakhand	UJVN Ltd.	30	01-Jan-21	25-Jan-21	25	Annual Maintenance
KHODRI HPS	4	Hydro	NR	Uttarakhand	UJVN Ltd.	30	01-Feb-21	25-Feb-21	25	Annual Maintenance
DHAKRANI POWER HOUSE	1	Hydro	NR	Uttarakhand	UJVN Ltd.	11.25	15-Nov-20	19-Dec-20	35	Annual Maintenance
DHAKRANI POWER HOUSE	2	Hydro	NR	Uttarakhand	UJVN Ltd.	11.25	25-Dec-20	28-Jan-21	35	Annual Maintenance
DHAKRANI POWER HOUSE	3	Hydro	NR	Uttarakhand	UJVN Ltd.	11.25	01-Feb-21	07-Mar-21	35	Annual Maintenance
DHALIPUR POWER HOUSE	1	Hydro	NR	Uttarakhand	UJVN Ltd.	17	01-Apr-20	08-Jul-20	99	Under RMU works
DHALIPUR POWER HOUSE	3	Hydro	NR	Uttarakhand	UJVN Ltd.	17	09-Dec-20	31-Mar-21	113	Under RMU works
KULHAL POWER HOUSE	1	Hydro	NR	Uttarakhand	UJVN Ltd.	10	16-Nov-20	30-Dec-20	45	Annual Maintenance
KULHAL POWER HOUSE	2	Hydro	NR	Uttarakhand	UJVN Ltd.	10	04-Jan-21	17-Feb-21	45	Annual Maintenance
KULHAL POWER HOUSE	3	Hydro	NR	Uttarakhand	UJVN Ltd.	10	21-Feb-21	31-Mar-21	39	Annual Maintenance
MANERI BHALI-I HPS TILOTH	1	Hydro	NR	Uttarakhand	UJVN Ltd.	30	21-Jul-20	20-Aug-20	31	Planned Maintenance during Monsoon Closure
MANERI BHALI-I HPS TILOTH	1	Hydro	NR	Uttarakhand	UJVN Ltd.	30	15-Jan-21	04-Feb-21	21	Planned Maintenance during lean discharge period
MANERI BHALI-I HPS TILOTH	2	Hydro	NR	Uttarakhand	UJVN Ltd.	30	21-Jul-20	20-Aug-20	31	Planned Maintenance during Monsoon Closure
MANERI BHALI-I HPS TILOTH	2	Hydro	NR	Uttarakhand	UJVN Ltd.	30	12-Dec-20	31-Mar-21	110	Comprehensive RMU
MANERI BHALI-I HPS TILOTH	3	Hydro	NR	Uttarakhand	UJVN Ltd.	30	01-Apr-20	11-Dec-20	255	Comprehensive RMU
MANERI BHALI-II HPS DHARASU	1	Hydro	NR	Uttarakhand	UJVN Ltd.	76	01-Nov-20	30-Dec-20	60	Annual Maintenance
MANERI BHALI-II HPS DHARASU	2	Hydro	NR	Uttarakhand	UJVN Ltd.	76	06-Jan-21	05-Mar-21	59	Annual Maintenance
MANERI BHALI-II HPS DHARASU	3	Hydro	NR	Uttarakhand	UJVN Ltd.	76	15-Oct-20	13-Dec-20	60	Annual Maintenance
MANERI BHALI-II HPS DHARASU	4	Hydro	NR	Uttarakhand	UJVN Ltd.	76	20-Dec-20	17-Feb-21	60	Annual Maintenance
CHILLA POWER HOUSE	1	Hydro	NR	Uttarakhand	UJVN Ltd.	36	15-Nov-20	20-Dec-20	36	Annual Maintenance
CHILLA POWER HOUSE	2	Hydro	NR	Uttarakhand	UJVN Ltd.	36	23-Dec-20	27-Jan-21	36	Annual Maintenance
CHILLA POWER HOUSE	4	Hydro	NR	Uttarakhand	UJVN Ltd.	36	30-Jan-21	05-Mar-21	35	Annual Maintenance
RAMGANGA POWER HOUSE	1	Hydro	NR	Uttarakhand	UJVN Ltd.	66	01-Jul-20	28-Feb-21	243	Capital Maintenance
RAMGANGA POWER HOUSE	2	Hydro	NR	Uttarakhand	UJVN Ltd.	66	01-Aug-20	31-Aug-20	31	Annual Maintenance
SHARDA POWER HOUSE	1	Hydro	NR	Uttarakhand	UJVN Ltd.	13.8	22-Feb-21	28-Mar-21	35	Annual Maintenance
SHARDA POWER HOUSE	2	Hydro	NR	Uttarakhand	UJVN Ltd.	13.8	10-Jan-21	13-Feb-21	35	Annual Maintenance
SHARDA POWER HOUSE	3	Hydro	NR	Uttarakhand	UJVN Ltd.	13.8	22-Nov-20	31-Dec-20	40	Annual Maintenance
KHATIMA POWER HOUSE	1	Hydro	NR	Uttarakhand	UJVN Ltd.	13.8	22-Feb-21	28-Mar-21	35	Annual Maintenance
KHATIMA POWER HOUSE	2	Hydro	NR	Uttarakhand	UJVN Ltd.	13.8	10-Jan-21	13-Feb-21	35	Annual Maintenance
KHATIMA POWER HOUSE	3	Hydro	NR	Uttarakhand	UJVN Ltd.	13.8	22-Nov-20	31-Dec-20	40	Annual Maintenance
PATHRI SHEP	1	Hydro	NR	Uttarakhand	UJVN Ltd.	6.8	25-Oct-20	14-Nov-20	21	Annual Maintenance
PATHRI SHEP	2	Hydro	NR	Uttarakhand	UJVN Ltd.	6.8	25-Oct-20	14-Nov-20	21	Annual Maintenance
PATHRI SHEP	3	Hydro	NR	Uttarakhand	UJVN Ltd.	6.8	25-Oct-20	14-Nov-20	21	Annual Maintenance
MOHAMMADPUR SHEP	1	Hydro	NR	Uttarakhand	UJVN Ltd.	3.1	25-Oct-20	14-Nov-20	21	Annual Maintenance
MOHAMMADPUR SHEP	2	Hydro	NR	Uttarakhand	UJVN Ltd.	3.1	25-Oct-20	14-Nov-20	21	Annual Maintenance
MOHAMMADPUR SHEP	3	Hydro	NR	Uttarakhand	UJVN Ltd.	3.1	25-Oct-20	14-Nov-20	21	Annual Maintenance
GAMA CAPP	GT-1	Gas	NR	Uttarakhand	IPP	75	20-Mar-21	31-Mar-21	12	Annual Inspection and hydrotest of Boiler
GAMA CAPP	GT-2	Gas	NR	Uttarakhand	IPP	75	20-Mar-21	31-Mar-21	12	Annual Inspection and hydrotest of Boiler
GAMA CAPP	ST	Gas	NR	Uttarakhand	IPP	75	20-Mar-21	31-Mar-21	12	Annual Inspection and hydrotest of Boiler
KASHIPUR CAPP (SRAVANTHI ENERGY)	GT-1	Gas	NR	Uttarakhand	IPP	75	16-Apr-20	30-Apr-20	15	24000 hrs running, Hot Gas Path inspection
KASHIPUR CAPP (SRAVANTHI ENERGY)	GT-1	Gas	NR	Uttarakhand	IPP	75	01-Aug-20	02-Aug-20	2	Offline water wash
KASHIPUR CAPP (SRAVANTHI ENERGY)	GT-1	Gas	NR	Uttarakhand	IPP	75	24-Oct-20	25-Oct-20	2	Offline water wash
KASHIPUR CAPP (SRAVANTHI ENERGY)	GT-1	Gas	NR	Uttarakhand	IPP	75	30-Jan-21	31-Jan-21	2	Offline water wash
KASHIPUR CAPP (SRAVANTHI ENERGY)	GT-2	Gas	NR	Uttarakhand	IPP	75	30-May-20	31-May-20	2	Offline water wash

KASHIPUR CCPP (SRAVANTHI ENERGY)	GT-2	Gas	NR	Uttarakhand	IPP	75	16-Jul-20	31-Jul-20	16	24000 hrs running, Hot Gas Path inspection
KASHIPUR CCPP (SRAVANTHI ENERGY)	GT-2	Gas	NR	Uttarakhand	IPP	75	28-Oct-20	29-Oct-20	2	Offline water wash
KASHIPUR CCPP (SRAVANTHI ENERGY)	GT-2	Gas	NR	Uttarakhand	IPP	75	30-Jan-21	31-Jan-21	2	Offline water wash
GGSTP ROPAR GHTPS (LEHRA MOHBBAT)	5	Thermal	NR	Punjab	PSPCL	210	15-Nov-20	29-Dec-20	45	TG Beraing Inspection and Fans Maintenance will be done.
GHTPS (LEHRA MOHBBAT)	1	Thermal	NR	Punjab	PSPCL	210	17-Nov-20	31-Dec-20	45	Capital HPT/IPT/LPT/ Gen
GHTPS (LEHRA MOHBBAT)	3	Thermal	NR	Punjab	PSPCL	250	01-Mar-21	20-Mar-21	20	Annual maintenance
GHTPS (LEHRA MOHBBAT)	4	Thermal	NR	Punjab	PSPCL	250	15-Jan-21	03-Feb-21	20	Annual maintenance
NABHA POWER LTD RAJPURA	1	Thermal	NR	Punjab	PSPCL	700	01-Apr-20	10-Apr-20	10	
NABHA POWER LTD RAJPURA	2	Thermal	NR	Punjab	PSPCL	700	01-Feb-21	30-Mar-21	58	
TALWANDI SABO TPP	1	Thermal	NR	Punjab	PSPCL	660	01-Feb-21	01-Mar-21	29	Annual overhauling
TALWANDI SABO TPP	2	Thermal	NR	Punjab	PSPCL	660	10-Oct-20	08-Nov-20	30	Annual overhauling
GOINDWAL SAHIB (GVK)	2	Thermal	NR	Punjab	PSPCL	270	01-Apr-20	20-Apr-20	20	Annual Overhaul
LARJI HPS	1	Hydro	NR	Himachal Pradesh	HPSEB	42	15-Feb-21	25-Mar-21	39	Annual Maintenance of M/Cs and associated equipments
LARJI HPS	2	Hydro	NR	Himachal Pradesh	HPSEB	42	26-Dec-20	08-Feb-21	45	Annual Maintenance of M/Cs and associated equipments
LARJI HPS	3	Hydro	NR	Himachal Pradesh	HPSEB	42	01-Nov-20	10-Dec-20	40	Annual Maintenance of M/Cs and associated equipments
SANJAY HPS (BHABA)	1	Hydro	NR	Himachal Pradesh	HPSEB	40	05-Jan-21	15-Feb-21	42	Annual Maintenance of M/Cs and associated equipments
SANJAY HPS (BHABA)	2	Hydro	NR	Himachal Pradesh	HPSEB	40	26-Dec-20	08-Feb-21	45	Annual Maintenance of M/Cs and associated equipments
SANJAY HPS (BHABA)	3	Hydro	NR	Himachal Pradesh	HPSEB	40	05-Nov-20	31-Dec-20	57	Annual Maintenance of M/Cs and associated equipments
BASSI HPS	1	Hydro	NR	Himachal Pradesh	HPSEB	16.5	15-Oct-20	30-Nov-20	47	Annual maintenance of machine during lean season
BASSI HPS	2	Hydro	NR	Himachal Pradesh	HPSEB	16.5	15-Nov-20	27-Dec-20	43	Annual maintenance of machine during lean season
BASSI HPS	3	Hydro	NR	Himachal Pradesh	HPSEB	16.5	23-Jan-21	05-Mar-21	42	Annual maintenance of machine during lean season
BASSI HPS	4	Hydro	NR	Himachal Pradesh	HPSEB	16.5	02-Jan-21	10-Feb-21	40	Annual maintenance of machine during lean season
UHL-III HPS	1	Hydro	NR	Himachal Pradesh	HPSEB	33.3	15-Oct-20	30-Nov-20	47	Annual maintenance of machine during lean season
UHL-III HPS	2	Hydro	NR	Himachal Pradesh	HPSEB	33.3	15-Nov-20	27-Dec-20	43	Annual maintenance of machine during lean season
UHL-III HPS	3	Hydro	NR	Himachal Pradesh	HPSEB	33.3	23-Jan-21	05-Mar-21	42	Annual maintenance of machine during lean season
GIRI BATA HPS	1	Hydro	NR	Himachal Pradesh	HPSEB	30	15-Apr-20	15-May-20	31	Annual Maintenance of M/Cs and associated equipments
GIRI BATA HPS	2	Hydro	NR	Himachal Pradesh	HPSEB	30	15-Dec-20	15-Jan-21	32	Annual Maintenance of M/Cs and associated equipments
GHANVI HPS	1	Hydro	NR	Himachal Pradesh	HPSEB	11.25	01-Dec-20	31-Jan-21	62	Annual Maintenance of M/Cs and associated equipments
GHANVI-II HPS	1	Hydro	NR	Himachal Pradesh	HPSEB	5	01-Dec-20	31-Jan-21	62	Annual Maintenance of M/Cs and associated Equipments
GHANVI-II HPS	2	Hydro	NR	Himachal Pradesh	HPSEB	5	01-Feb-21	31-Mar-21	59	Annual Maintenance of M/Cs and associated Equipments
ANDHARA HPS	1	Hydro	NR	Himachal Pradesh	HPSEB	5.65	20-Dec-20	25-Jan-21	37	Annual Maintenance of M/Cs and associated Equipments
ANDHARA HPS	2	Hydro	NR	Himachal Pradesh	HPSEB	5.65	05-Nov-20	15-Dec-20	41	Annual Maintenance of M/Cs and associated Equipments
ANDHARA HPS	3	Hydro	NR	Himachal Pradesh	HPSEB	5.65	15-Nov-20	08-Dec-20	24	Annual Maintenance of M/Cs and associated Equipments
BANER HEP	1	Hydro	NR	Himachal Pradesh	HPSEB	4	01-Nov-20	30-Nov-20	30	Annual Maintenance of M/Cs and associated Equipments
BANER HEP	2	Hydro	NR	Himachal Pradesh	HPSEB	4	01-Dec-20	31-Dec-20	31	Annual Maintenance of M/Cs and associated Equipments
BANER HEP	3	Hydro	NR	Himachal Pradesh	HPSEB	4	01-Jan-21	31-Jan-21	31	Annual Maintenance of M/Cs and associated Equipments
KHAULI HEP	1	Hydro	NR	Himachal Pradesh	HPSEB	6	07-Nov-20	31-Dec-20	55	Annual Maintenance of M/Cs and associated Equipments
KHAULI HEP	2	Hydro	NR	Himachal Pradesh	HPSEB	6	01-Jan-21	28-Feb-21	59	Annual Maintenance of M/Cs and associated Equipments
GAJ HEP	1	Hydro	NR	Himachal Pradesh	HPSEB	3.5	17-Oct-20	19-Nov-20	34	Annual Maintenance of M/Cs and associated Equipments
GAJ HEP	2	Hydro	NR	Himachal Pradesh	HPSEB	3.5	21-Nov-20	29-Dec-20	39	Annual Maintenance of M/Cs and associated Equipments
GAJ HEP	3	Hydro	NR	Himachal Pradesh	HPSEB	3.5	30-Dec-20	03-Feb-21	36	Annual Maintenance of M/Cs and associated Equipments
BINWA HEP	1	Hydro	NR	Himachal Pradesh	HPSEB	3	14-Nov-20	12-Dec-20	29	Annual Maintenance of M/Cs and associated Equipments
BINWA HEP	2	Hydro	NR	Himachal Pradesh	HPSEB	3	13-Dec-20	15-Jan-21	34	Annual Maintenance of M/Cs and associated Equipments
IA HEPL	1	Hydro	NR	Himachal Pradesh	IPP	12	01-Nov-20	25-Nov-20	25	Annual Maintenance

IA HEPL	2	Hydro	NR	Himachal Pradesh	IPP	12	01-Dec-20	25-Dec-20	25	Annual Maintenance
IA HEPL	3	Hydro	NR	Himachal Pradesh	IPP	12	01-Jan-21	25-Jan-21	25	Annual Maintenance
MALANA HPS	1	Hydro	NR	Himachal Pradesh	IPP	43	15-Jan-21	03-Feb-21	20	Annual Maintenance
MALANA HPS	2	Hydro	NR	Himachal Pradesh	IPP	43	07-Feb-21	26-Feb-21	20	Annual Maintenance
BARAGAON SHEP	1	Hydro	NR	Himachal Pradesh	IPP	8	15-Jan-21	21-Jan-21	7	Annual Maintenance of Plant, Transmission Line & Machinery of the project
BASPA-II HPS	1	Hydro	NR	Himachal Pradesh	IPP	100	15-Jan-21	24-Jan-21	10	Annual Maintenance of unit and its Auxiliary system.
BASPA-II HPS	2	Hydro	NR	Himachal Pradesh	IPP	100	01-Feb-21	10-Feb-21	10	Annual Maintenance of unit and its Auxiliary system.
BASPA-II HPS	3	Hydro	NR	Himachal Pradesh	IPP	100	21-Feb-21	02-Mar-21	10	Annual Maintenance of unit and its Auxiliary system.
KASHANG INTEGRATED HEP	1	Hydro	NR	Himachal Pradesh	HPPCL	65	30-Apr-20	30-May-20	31	Annual Maintenance of M/Cs and associated equipments
KASHANG INTEGRATED HEP	2	Hydro	NR	Himachal Pradesh	HPPCL	65	31-May-20	15-Jun-20	16	Annual Maintenance of M/Cs and associated equipments
KASHANG INTEGRATED HEP	3	Hydro	NR	Himachal Pradesh	HPPCL	65	30-Jun-20	15-Jul-20	16	Annual Maintenance of M/Cs and associated equipments
SAINJ HPS	1	Hydro	NR	Himachal Pradesh	HPPCL	50	15-Nov-20	15-Dec-20	31	Annual Maintenance of M/Cs and associated equipments
SAINJ HPS	2	Hydro	NR	Himachal Pradesh	HPPCL	50	16-Dec-20	15-Jan-21	31	Annual Maintenance of M/Cs and associated equipments
KARCHAM WANGTOO HPS	1	Hydro	NR	Himachal Pradesh	IPP	250	01-Dec-20	20-Dec-20	20	Annual maintenance of units
KARCHAM WANGTOO HPS	2	Hydro	NR	Himachal Pradesh	IPP	250	23-Dec-20	12-Jan-21	21	Annual maintenance of units
KARCHAM WANGTOO HPS	3	Hydro	NR	Himachal Pradesh	IPP	250	15-Jan-21	04-Feb-21	21	Annual maintenance of units
KARCHAM WANGTOO HPS	4	Hydro	NR	Himachal Pradesh	IPP	250	07-Feb-21	27-Feb-21	21	Annual maintenance of units

ANNEXURE-IV

Anticipated Peak Demand for 2020-21

Unrestricted Peak Demand of Chandigarh												
Month→	April	May	June	July	Aug.	Sept.	Oct.	Nov.	Dec.	Jan.	Feb.	March
2020-21 (weightage avg.)	277	405	478	470	344	345	223	218	277	288	273	239
% growth (weightage avg.)	8.0%	6.5%	15.6%	9.0%	2.6%	-9.0%	-0.1%	3.7%	4.5%	2.9%	16.1%	1.8%
2020-21 (CAGR)	262.5	392.5	426.6	445.9	339.8	394.6	220.4	212.4	270.1	279.9	237.7	239.3
% growth (CAGR)	2.5%	3.3%	3.3%	3.4%	1.4%	4.1%	-1.2%	1.1%	1.9%	-0.1%	1.1%	1.8%
2020-21 (UT's data)												
% growth (UT's data)												
Unrestricted Peak Demand of Delhi												
Month→	April	May	June	July	Aug.	Sept.	Oct.	Nov.	Dec.	Jan.	Feb.	March
2020-21 (weightage avg.)	5627	6183	7416	7208	6126	6723	5020	3926	4563	4655	4447	4374
% growth (weightage avg.)	1.1%	-4.3%	7.4%	-2.7%	-5.4%	1.5%	9.0%	3.3%	1.4%	1.7%	2.2%	6.7%
2020-21 (CAGR)	5880.2	6639.8	7122.7	7646.3	6700.1	6972.8	4699.4	3886.0	4619.5	4604.5	4471.0	4242.9
% growth (CAGR)	5.4%	2.7%	3.1%	3.1%	3.4%	5.0%	2.0%	2.2%	2.6%	0.6%	2.7%	3.4%
2020-21 (State data)	5950.0	6800.0	7325.0	7800.0	6800.0	6700.0	5000.0	3875.0	4600.0	4675.0	4450.0	4200.0
% growth (state data)	6.9%	5.2%	6.1%	5.3%	5.1%	1.1%	8.6%	2.0%	2.2%	2.2%	2.3%	2.4%
Unrestricted Peak Demand of Haryana												
Month→	April	May	June	July	Aug.	Sept.	Oct.	Nov.	Dec.	Jan.	Feb.	March
2020-21 (weightage avg.)	8184	9769	12740	11728	10759	12324	7824	7041	7142	8235	7398	6672
% growth (weightage avg.)	0.7%	10.1%	24.5%	6.6%	6.2%	17.9%	0.6%	9.5%	0.6%	16.6%	6.4%	-1.2%
2020-21 (CAGR)	8537.7	9384.0	10886.3	11634.9	10632.3	11192.0	8019.8	6533.0	7136.3	7265.9	7252.7	6895.5
% growth (CAGR)	5.1%	5.7%	6.3%	5.8%	5.0%	7.1%	3.1%	1.6%	0.5%	2.9%	4.4%	2.2%
2020-21 (State data)	8250	9100	10800	11600	10600	10100	8550	6800	6950	7150	7100	6800
% growth (state data)	1.5%	2.5%	5.5%	5.4%	4.6%	-3.4%	9.9%	5.8%	-2.1%	1.3%	2.2%	0.7%

Unrestricted Peak Demand of Himachal Pradesh												
Month→	April	May	June	July	Aug.	Sept.	Oct.	Nov.	Dec.	Jan.	Feb.	March
2020-21 (weightage avg.)	1367	1501	1705	1742	1594	1579	1628	1804	1975	1851	1803	1756
% growth (weightage avg.)	-1.5%	1.4%	5.3%	13.8%	1.9%	4.1%	5.6%	10.7%	9.7%	8.7%	13.4%	11.1%
2020-21 (CAGR)	1383.3	1469.0	1558.2	1559.4	1600.9	1543.3	1566.6	1667.7	1855.9	1750.7	1634.4	1619.2
% growth (CAGR)	-0.3%	-0.7%	-3.8%	1.9%	2.3%	1.7%	1.6%	2.3%	3.1%	2.9%	2.8%	2.5%
2020-21 (State data)	1605	1555	1535	1541	1535	1546	1546	1599	1622	1651	1638	1622
% growth (state data)	15.7%	5.1%	-5.2%	0.6%	-1.9%	1.9%	0.3%	-1.9%	-9.9%	-3.0%	3.0%	2.7%
Unrestricted Peak Demand of UTs of J&K and Ladakh												
Month→	April	May	June	July	Aug.	Sept.	Oct.	Nov.	Dec.	Jan.	Feb.	March
2020-21 (weightage avg.)	2875	3150	3082	3064	2796	2532	2936	2851	3340	3447	3370	4033
% growth (weightage avg.)	-0.4%	3.8%	30.5%	5.5%	2.3%	-13.5%	-3.5%	-1.4%	3.4%	6.7%	5.7%	28.0%
2020-21 (CAGR)	3013.8	3186.0	2378.4	3006.7	2805.1	3035.7	3176.3	2977.4	3365.6	3365.6	3336.6	3306.2
% growth (CAGR)	4.5%	5.0%	0.7%	3.5%	2.6%	3.7%	4.4%	3.0%	4.2%	4.2%	4.6%	5.0%
2020-21 (UT's data)												
% growth (UT's data)												
Unrestricted Peak Demand of Punjab												
Month→	April	May	June	July	Aug.	Sept.	Oct.	Nov.	Dec.	Jan.	Feb.	March
2020-21 (weightage avg.)	7704	8219	15136	13281	12185	13416	7009	6806	6664	6928	9006	8581
% growth (weightage avg.)	8.7%	-7.1%	15.1%	-2.4%	1.5%	13.5%	-4.7%	-2.3%	7.1%	7.1%	20.1%	16.0%
2020-21 (CAGR)	7192.4	9108.3	13583.3	13933.4	12491.7	12471.4	7212.8	7177.5	6357.7	6572.3	7903.5	7769.0
% growth (CAGR)	1.5%	2.9%	3.3%	2.4%	4.0%	5.5%	-1.9%	3.0%	2.2%	1.6%	5.4%	5.0%
2020-21 (State data)	8788.0	8927.0	11992.0	12733.0	12047.0	10812.0	9069.0	6215.0	6544.0	6646.0	7227.0	7295.0
% growth (state data)	24.0%	0.9%	-8.8%	-6.4%	0.3%	-8.6%	23.3%	-10.8%	5.2%	2.7%	-3.6%	-1.4%
Unrestricted Peak Demand of Rajasthan												
Month→	April	May	June	July	Aug.	Sept.	Oct.	Nov.	Dec.	Jan.	Feb.	March
2020-21 (weightage avg.)	11282	12496	15453	15245	10961	10669	13025	13382	15268	14641	14026	13718
% growth (weightage avg.)	6.8%	6.0%	22.4%	23.4%	2.4%	-7.6%	23.7%	12.5%	14.8%	11.8%	10.4%	15.3%

2020-21 (CAGR)	11166.5	12575.6	13546.4	13197.6	11357.3	12297.0	11066.3	12670.4	14175.8	13834.9	13473.5	12500.1
% growth (CAGR)	5.7%	6.7%	7.3%	6.9%	6.2%	6.4%	5.1%	6.5%	6.6%	5.6%	6.1%	5.0%
2020-21 (State data)	11173	12590	12999	12598	11020	12131	10560	12495	13965	13755	13335	12495
% growth (state data)	5.8%	6.8%	3.0%	2.0%	3.0%	5.0%	0.3%	5.0%	5.0%	5.0%	5.0%	5.0%
Unrestricted Peak Demand of Uttar Pradesh												
Month→	April	May	June	July	Aug.	Sept.	Oct.	Nov.	Dec.	Jan.	Feb.	March
2020-21 (weightage avg.)	19867	25256	24203	23661	24527	25113	17184	15606	14638	15626	17382	16875
% growth (weightage avg.)	-0.3%	12.3%	10.1%	4.7%	12.4%	14.7%	-3.0%	0.0%	-2.4%	-5.3%	7.3%	2.3%
2020-21 (CAGR)	21514.5	24220.0	23612.8	24213.9	23927.5	23676.0	18745.2	16033.6	15418.3	17129.5	16854.4	17137.4
% growth (CAGR)	7.9%	7.7%	7.4%	7.1%	9.7%	8.1%	5.9%	2.8%	2.8%	3.8%	4.0%	3.9%
2020-21 (State data)	20814	22662	23748	23060	22716	21683	21311	18500	19717	19240	19879	19000
% growth (state data)	4.4%	0.8%	8.0%	2.0%	4.1%	-1.0%	20.4%	18.6%	31.4%	16.6%	22.7%	15.2%
Unrestricted Peak Demand of Uttarakhand												
Month→	April	May	June	July	Aug.	Sept.	Oct.	Nov.	Dec.	Jan.	Feb.	March
2020-21 (weightage avg.)	2035	2424	2542	2458	2248	2381	1826	1918	2066	2151	2346	2043
% growth (weightage avg.)	5.9%	12.5%	17.5%	13.9%	8.2%	16.3%	1.6%	0.4%	-7.9%	-1.3%	6.2%	2.2%
2020-21 (CAGR)	1997.6	2229.3	2229.4	2223.8	2154.5	2112.9	1815.6	1945.5	2325.5	2247.9	2310.5	2067.2
% growth (CAGR)	3.9%	3.4%	3.0%	3.0%	3.7%	3.2%	1.0%	1.9%	3.7%	3.1%	4.5%	3.4%
2020-21 (State data)												
% growth (state data)												
Unrestricted Peak Demand of Northern Region												
Month→	April	May	June	July	Aug.	Sept.	Oct.	Nov.	Dec.	Jan.	Feb.	March
2020-21 (diversity factor)	54535	64091	76023	71077	66288	68963	53209	49864	50999	54179	56001	54891
% growth (diversity factor)	14.3%	6.4%	15.4%	6.8%	7.3%	8.9%	6.3%	7.5%	11.8%	7.3%	15.2%	12.0%
2020-21 (weightage avg.)	42741	46909	55163	57726	57947	52861	46442	40760	43983	44046	46099	49983
% growth (weightage avg.)	-10.5%	-22.1%	-16.3%	-13.3%	-6.2%	-16.6%	-7.3%	-12.2%	-3.5%	-12.8%	-5.3%	2.0%
2020-21 (CAGR)	49537	63754	69451	70574	65227	67172	51606	48066	46833	52236	50708	51041
% growth (CAGR)	3.7%	5.8%	5.3%	6.0%	5.6%	6.0%	3.0%	3.6%	2.7%	3.4%	4.1%	4.2%

ANNEXURE-V

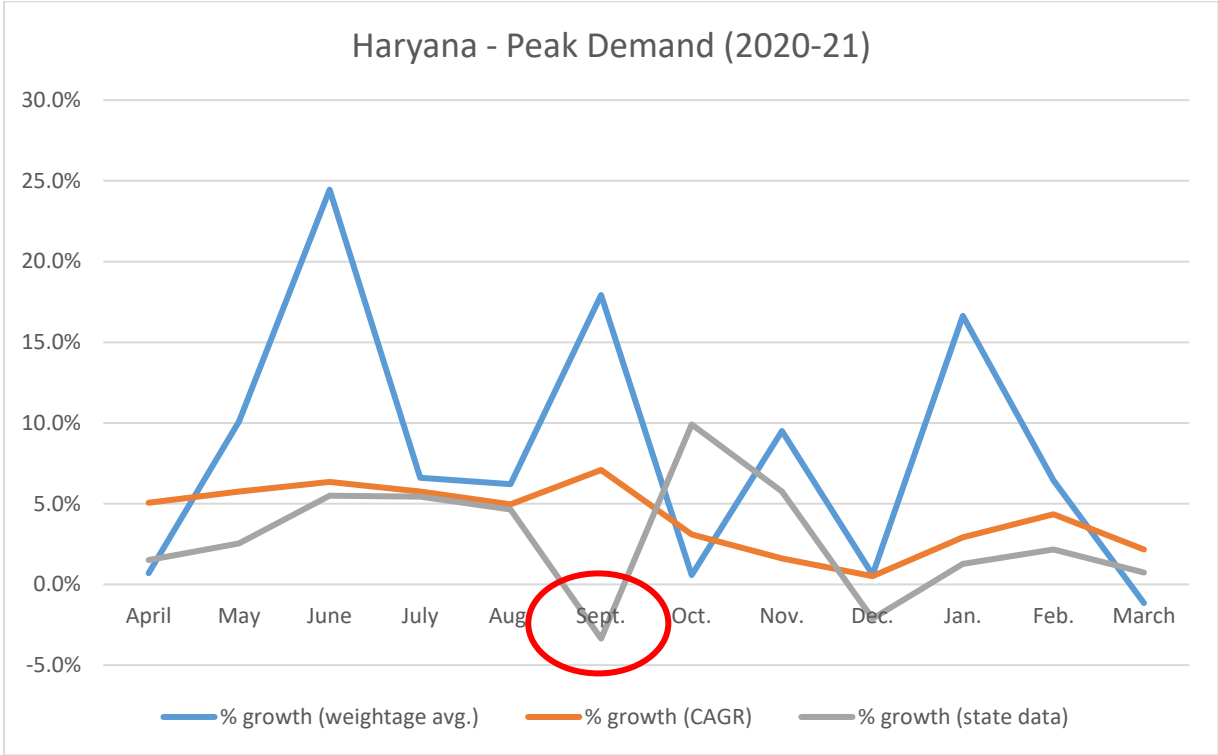
Anticipated Energy Demand for 2020-21

Energy Requirement of Chandigarh												
Month→	April	May	June	July	Aug.	Sept.	Oct.	Nov.	Dec.	Jan.	Feb.	March
2020-21 (weightage avg.)	113.1	184.8	225.4	223.7	172.8	148.4	112.6	102.2	119.7	130.0	125.4	111.2
% Growth (weightage avg.)	-3.3%	2.7%	6.8%	6.0%	0.5%	-0.4%	-1.2%	2.2%	4.1%	4.0%	9.1%	1.1%
2020-21 (CAGR)	116.0	181.6	213.7	214.0	173.8	149.1	113.6	100.0	115.9	125.3	117.5	110.9
% Growth (CAGR)	-0.8%	0.9%	1.3%	1.4%	1.0%	0.1%	-0.4%	0.0%	0.8%	0.2%	2.2%	0.8%
2020-21 (UT's data)	NA	NA	NA	NA	NA	NA	NA	NA	NA	NA	NA	NA
% growth (UT's data)	NA	NA	NA	NA	NA	NA	NA	NA	NA	NA	NA	NA
Energy Requirement of Delhi												
Month→	April	May	June	July	Aug.	Sept.	Oct.	Nov.	Dec.	Jan.	Feb.	March
2020-21 (weightage avg.)	2755	3400	4073	3918	3644	3687	2702	1910	2127	2243	1923	2235
% Growth (weightage avg.)	2.1%	1.0%	4.9%	4.0%	2.7%	6.5%	2.0%	1.6%	3.2%	2.9%	2.8%	3.9%
2020-21 (CAGR)	2804.8	3480.4	4036.3	3904.6	3719.3	3646.6	2764.7	1923.1	2109.1	2219.1	1921.5	2220.6
% Growth (CAGR)	4.0%	3.4%	3.9%	3.6%	4.9%	5.3%	4.4%	2.3%	2.4%	1.8%	2.8%	3.3%
2020-21 (State data)	2825.0	3500.0	4060.0	3950.0	3735.0	3600.0	2660.0	1900.0	2075.0	2190.0	1915.0	2000.0
% growth (state data)	4.7%	4.0%	4.6%	4.8%	5.3%	4.0%	0.4%	1.1%	0.7%	0.5%	2.4%	-7.0%
Energy Requirement of Haryana												
Month→	April	May	June	July	Aug.	Sept.	Oct.	Nov.	Dec.	Jan.	Feb.	March
2020-21 weightage avg.	3863	5104	6400	6625	6218	6576	4349	3612	4118	4108	3708	3852
% Growth (weightage avg.)	2.4%	4.0%	8.8%	5.5%	4.9%	10.5%	0.8%	3.5%	3.5%	4.3%	4.2%	1.4%
2020-21 (CAGR)	3966.2	5117.1	6176.3	6610.1	6260.2	6339.0	4443.3	3549.1	4092.6	4063.8	3756.3	3906.1
% Growth (CAGR)	5.1%	4.3%	5.0%	5.2%	5.7%	6.5%	3.0%	1.7%	2.8%	3.1%	5.5%	2.8%
2020-21 (State data)	4032.0	5057.0	6119.0	6156.0	6108.0	5150.0	4508.0	3634.0	4034.0	3967.0	3845.0	3828.0
% growth (state data)	6.9%	3.1%	4.0%	-2.0%	3.1%	-13.5%	4.5%	4.1%	1.4%	0.7%	8.0%	0.7%
Energy Requirement of Himachal Pradesh												
Month→	April	May	June	July	Aug.	Sept.	Oct.	Nov.	Dec.	Jan.	Feb.	March
2020-21 weightage avg.	807.1	907.2	1055.7	1067.1	951.3	933.2	824.2	886.2	967.1	971.2	886.3	896.5
% Growth (weightage avg.)	3.3%	4.5%	10.2%	8.8%	5.3%	4.7%	3.0%	5.5%	5.1%	4.7%	5.5%	4.2%
2020-21 (CAGR)	806.3	882.0	990.2	1015.0	931.6	912.5	809.0	859.9	946.2	950.1	868.9	881.6

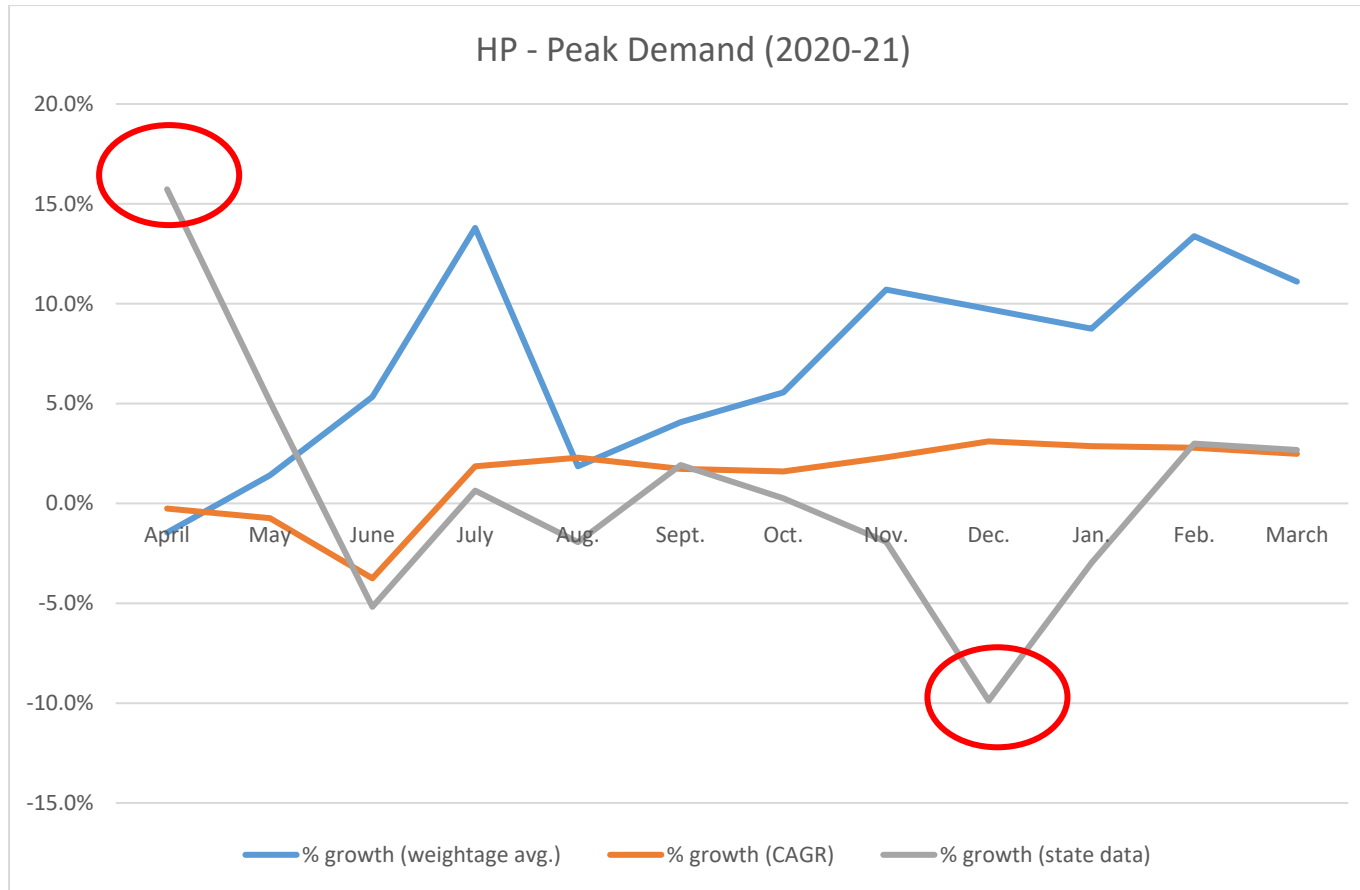
% Growth (CAGR)	3.1%	1.6%	3.3%	3.3%	3.1%	2.4%	1.1%	2.3%	2.8%	2.3%	3.3%	2.4%
2020-21 (State data)	835.8	882.2	888.1	924.7	934.3	835.8	878.7	868.9	946.7	951.5	864.0	852.8
% growth (state data)	7.0%	1.6%	-7.3%	-5.7%	3.5%	-6.2%	9.8%	3.4%	2.9%	2.5%	2.9%	-0.8%
Energy Requirement of UTs of J&K and Ladakh												
Month→	April	May	June	July	Aug.	Sept.	Oct.	Nov.	Dec.	Jan.	Feb.	March
2020-21 weightage avg.	1661	1833	1832	1698	1580	1516	1542	1586	1984	2016	1672	2061
% Growth (weightage avg.)	3.6%	4.7%	6.6%	5.9%	2.9%	2.0%	1.5%	1.7%	5.0%	4.5%	3.2%	14.5%
2020-21 (CAGR)	1672.9	1837.0	1813.0	1675.5	1590.7	1542.4	1555.0	1590.0	1956.8	2000.4	1671.9	1881.8
% Growth (CAGR)	4.3%	4.9%	5.5%	4.5%	3.6%	3.7%	2.4%	1.9%	3.5%	3.6%	3.2%	4.5%
2020-21 (UT's data)	NA	NA	NA	NA	NA	NA	NA	NA	NA	NA	NA	NA
% growth (UT's data)	NA	NA	NA	NA	NA	NA	NA	NA	NA	NA	NA	NA
Energy Requirement of Punjab												
Month→	April	May	June	July	Aug.	Sept.	Oct.	Nov.	Dec.	Jan.	Feb.	March
2020-21 weightage avg.	3814.4	4800.8	7459.5	7627.8	7278.1	7196.5	3949.9	3445.9	3976.3	3644.5	3798.1	4758.3
% Growth (weightage avg.)	2.9%	0.2%	8.3%	2.6%	2.4%	7.1%	-2.3%	4.4%	6.0%	3.5%	7.0%	9.4%
2020-21 (CAGR)	3814.0	4960.4	7122.4	7556.2	7298.0	7063.7	4077.0	3388.0	3969.6	3592.0	3500.5	4615.8
% Growth (CAGR)	2.9%	3.5%	3.4%	1.7%	2.6%	5.1%	0.8%	2.7%	5.9%	2.0%	-1.4%	6.1%
2020-21 (State data)	3899.0	5112.0	7217.0	7784.0	8104.0	6122.0	4653.0	3474.0	4006.0	3789.0	3187.0	3989.0
% growth (state data)	5.2%	6.7%	4.8%	4.8%	14.0%	-8.9%	15.1%	5.3%	6.8%	7.6%	-10.2%	-8.3%
Energy Requirement of Rajasthan												
Month→	April	May	June	July	Aug.	Sept.	Oct.	Nov.	Dec.	Jan.	Feb.	March
2020-21 weightage avg.	6632.4	7611.8	8700.0	8392.8	6639.6	6313.9	7890.4	7462.3	8238.9	8244.4	7341.4	7723.3
% Growth (weightage avg.)	7.1%	7.0%	12.3%	13.8%	5.9%	2.8%	8.1%	6.3%	7.8%	7.1%	7.0%	7.9%
2020-21 (CAGR)	6628.7	7636.8	8263.9	7876.5	6703.4	6559.5	7720.8	7407.8	8058.2	8096.7	7316.7	7491.1
% Growth (CAGR)	7.1%	7.4%	6.7%	6.8%	6.9%	6.8%	5.8%	5.5%	5.5%	5.2%	6.7%	4.6%
2020-21 (State data)	6495.0	7455.0	8197.0	7885.0	6640.0	7249.0	6765.0	7326.0	8092.0	8095.0	7198.0	7571.0
% growth (state data)	4.9%	4.8%	5.8%	7.0%	5.9%	18.0%	-7.3%	4.4%	5.9%	5.1%	4.9%	5.7%
Energy Requirement of Uttar Pradesh												
Month→	April	May	June	July	Aug.	Sept.	Oct.	Nov.	Dec.	Jan.	Feb.	March
2020-21 weightage avg.	10606.1	14227.7	14027.9	13259.2	13464.0	12269.2	9462.3	8099.4	8293.7	8421.4	7802.5	9063.3
% Growth (weightage avg.)	4.5%	9.8%	8.3%	7.7%	8.3%	6.0%	-0.8%	0.0%	-0.7%	-1.5%	0.7%	0.7%
2020-21 (CAGR)	10794.3	13756.6	13751.7	13055.7	13341.4	12305.2	9791.8	8258.1	8479.5	8618.3	7957.6	9201.3
% Growth (CAGR)	6.3%	6.2%	6.2%	6.0%	7.3%	6.3%	2.7%	2.0%	1.6%	0.8%	2.7%	2.2%
2020-21 (State data)	11754.0	14610.3	15213.0	14396.4	14356.1	13521.0	13020.0	9510.0	10137.0	10447.0	8876.0	9810.0
% growth (state data)	15.8%	12.8%	17.5%	16.9%	15.5%	16.8%	36.6%	17.4%	21.4%	22.2%	14.5%	9.0%

Energy Requirement of Uttarakhand												
Month→	April	May	June	July	Aug.	Sept.	Oct.	Nov.	Dec.	Jan.	Feb.	March
2020-21 weightage avg.	1142.2	1501.5	1552.7	1525.6	1313.7	1393.3	1018.0	1020.3	1040.0	1174.3	1085.2	1105.9
% Growth (weightage avg.)	2.0%	6.8%	7.7%	7.7%	4.0%	6.4%	-1.0%	1.0%	-0.9%	1.0%	2.4%	1.5%
2020-21 (CAGR)	1158.7	1471.3	1512.9	1487.5	1314.9	1368.9	1042.5	1028.3	1062.7	1202.0	1092.5	1118.1
% Growth (CAGR)	3.5%	4.6%	5.0%	5.0%	4.1%	4.5%	1.4%	1.8%	1.2%	3.4%	3.1%	2.6%
2020-21 (State data)	NA	NA	NA	NA	NA	NA	NA	NA	NA	NA	NA	NA
% growth (state data)	NA	NA	NA	NA	NA	NA	NA	NA	NA	NA	NA	NA
Energy Requirement of Northern Region												
Month→	April	May	June	July	Aug.	Sept.	Oct.	Nov.	Dec.	Jan.	Feb.	March
2020-21 (weightage avg.)	31394.3	39570.7	45325.6	44337.6	41261.2	40034.2	31850.3	28124.4	30864.8	30952.5	28341.2	31806.2
% Growth (weightage avg.)	4.1%	6.0%	8.8%	7.2%	5.4%	6.2%	1.8%	3.0%	3.7%	3.1%	4.1%	4.9%
2020-21 (CAGR)	31735.1	39288.3	43855.3	43342.7	41282.2	39871.4	32284.8	28080.0	30754.9	30835.3	28133.3	31404.8
% Growth (CAGR)	5.3%	5.2%	5.2%	4.7%	5.4%	5.8%	3.1%	2.9%	3.4%	2.7%	3.3%	3.6%

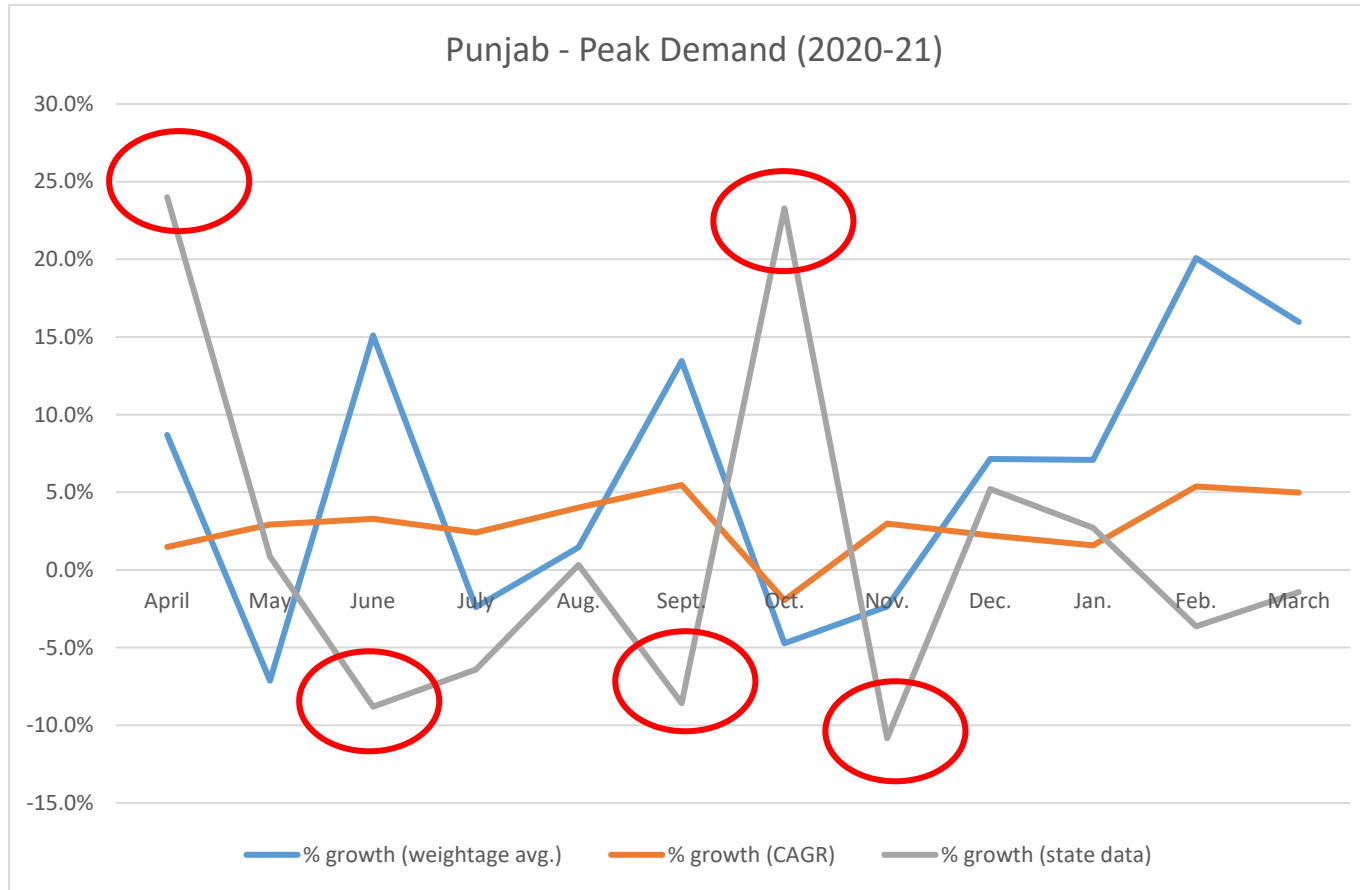
Peak demand analysis



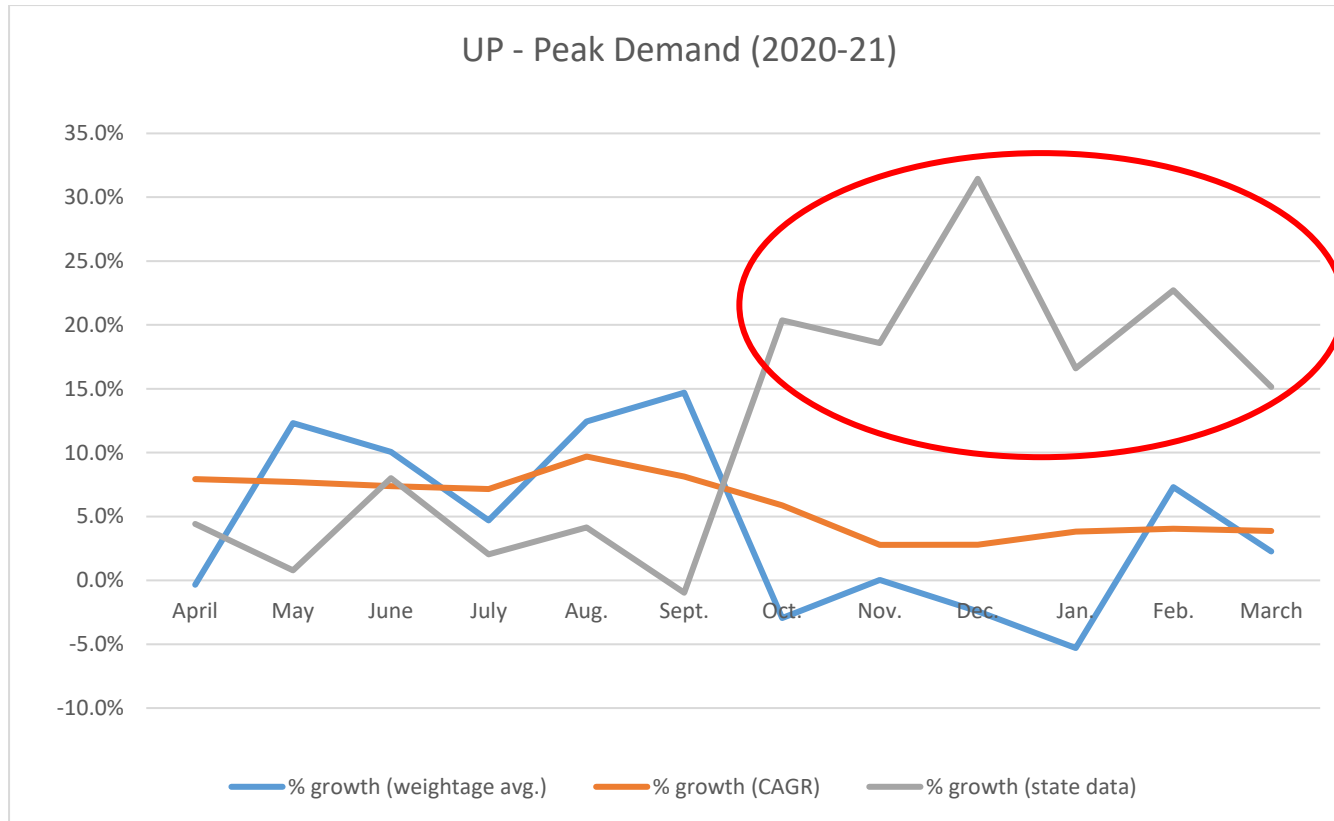
Haryana may clarify the reason for low projected Peak requirement in September 2020.



Himachal Pradesh may clarify the reason for high projected Peak requirement in April 2020 and low in December 2020.

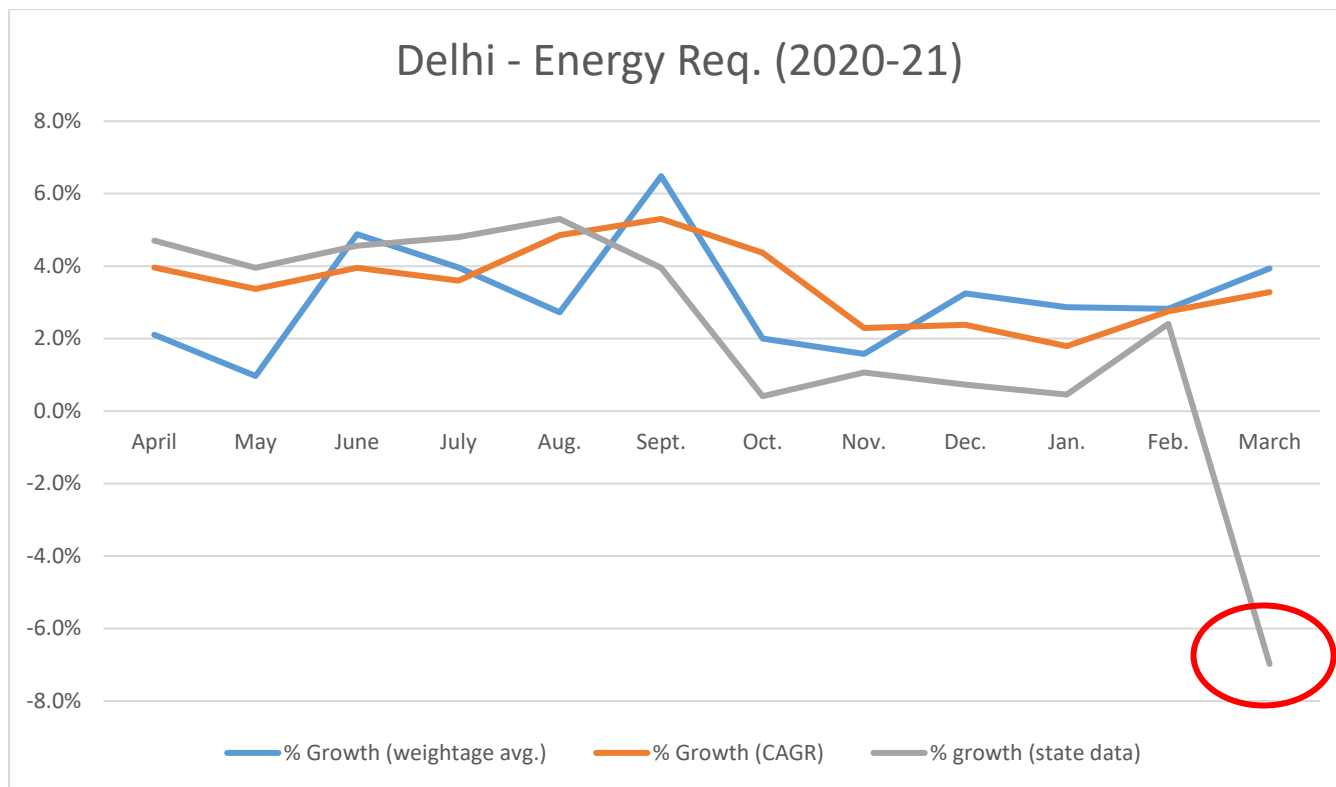


Punjab may clarify the reason for high projected Peak requirement in April, October 2020 and low demand in June, September, November 2020, February & March 2021.

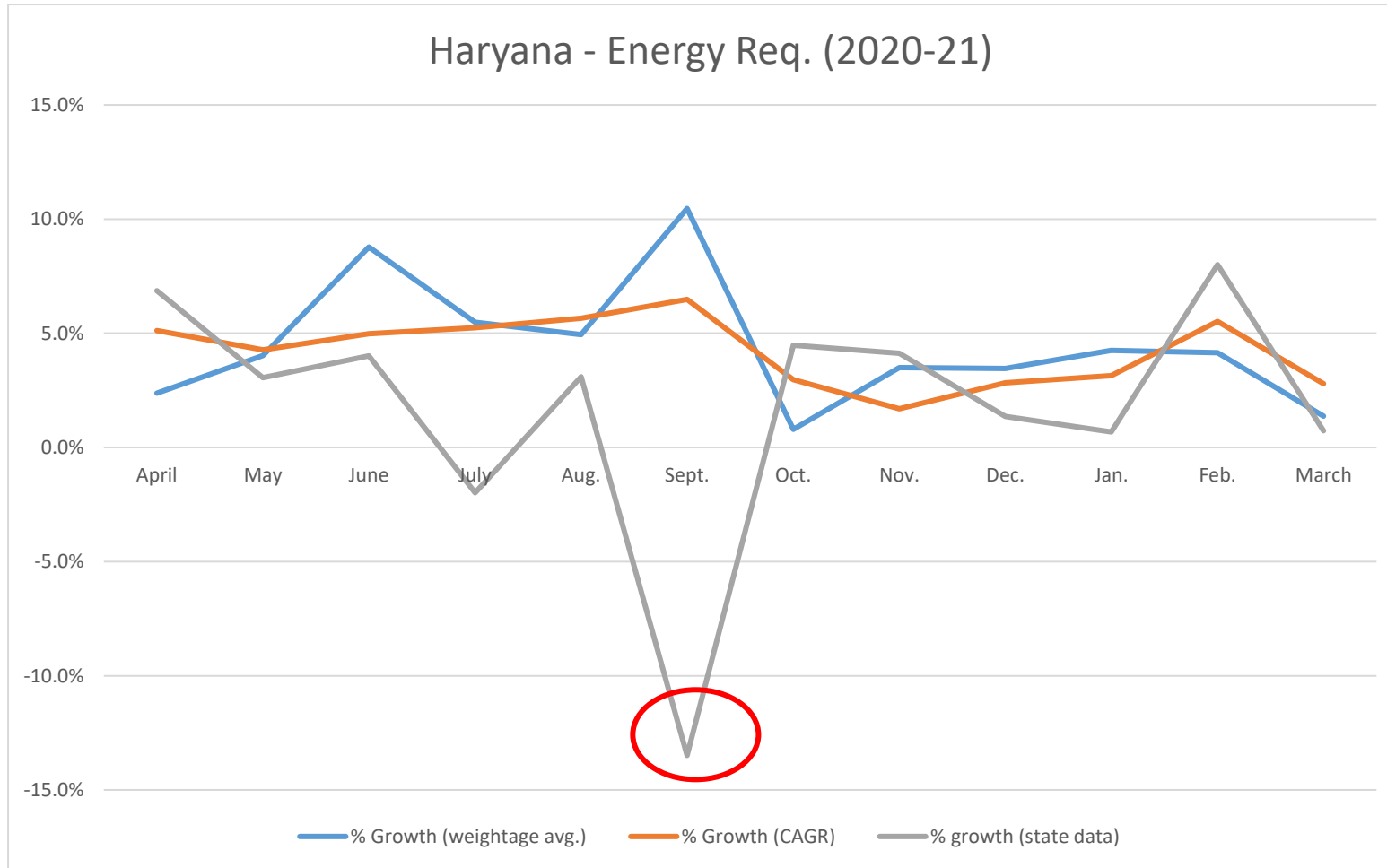


UP may clarify the reason for high projected Peak requirement during October 2020 to March 2021.

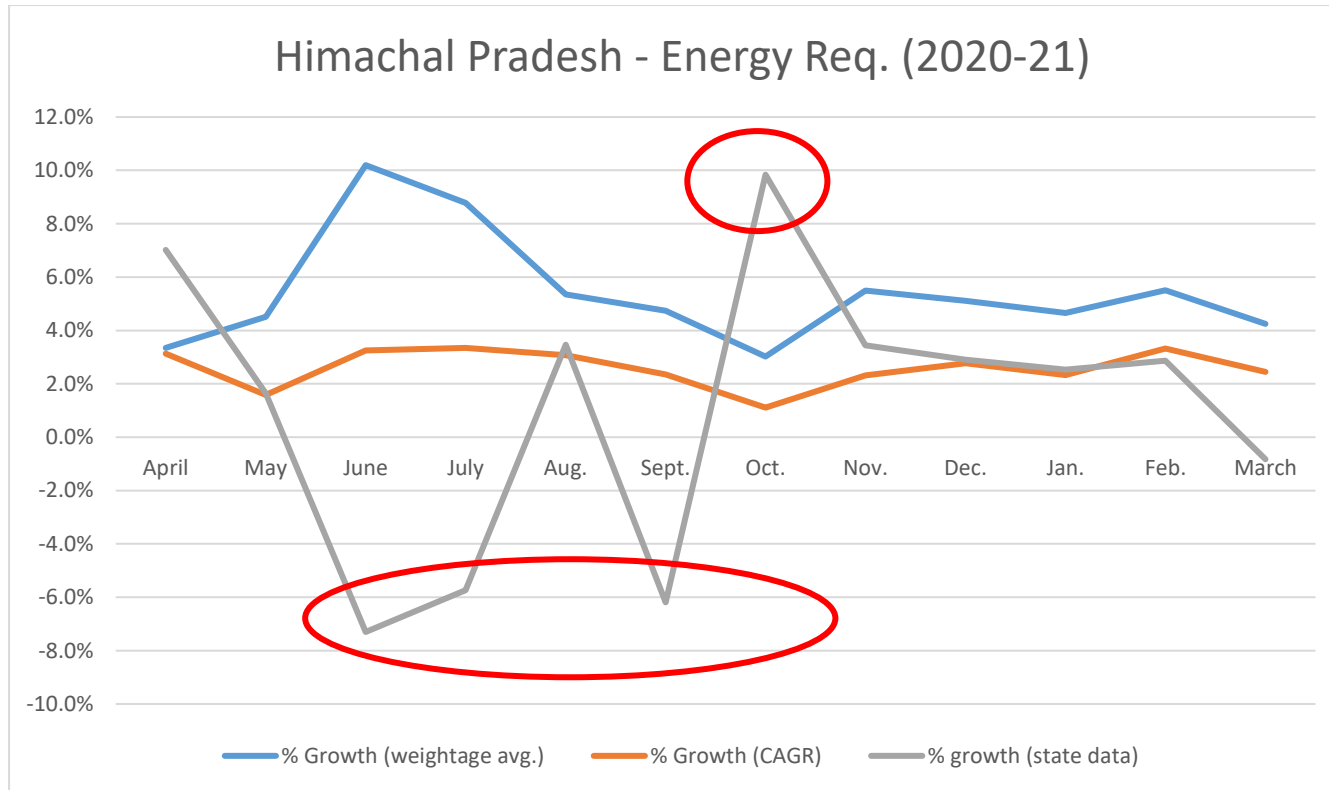
Energy Requirement Analysis



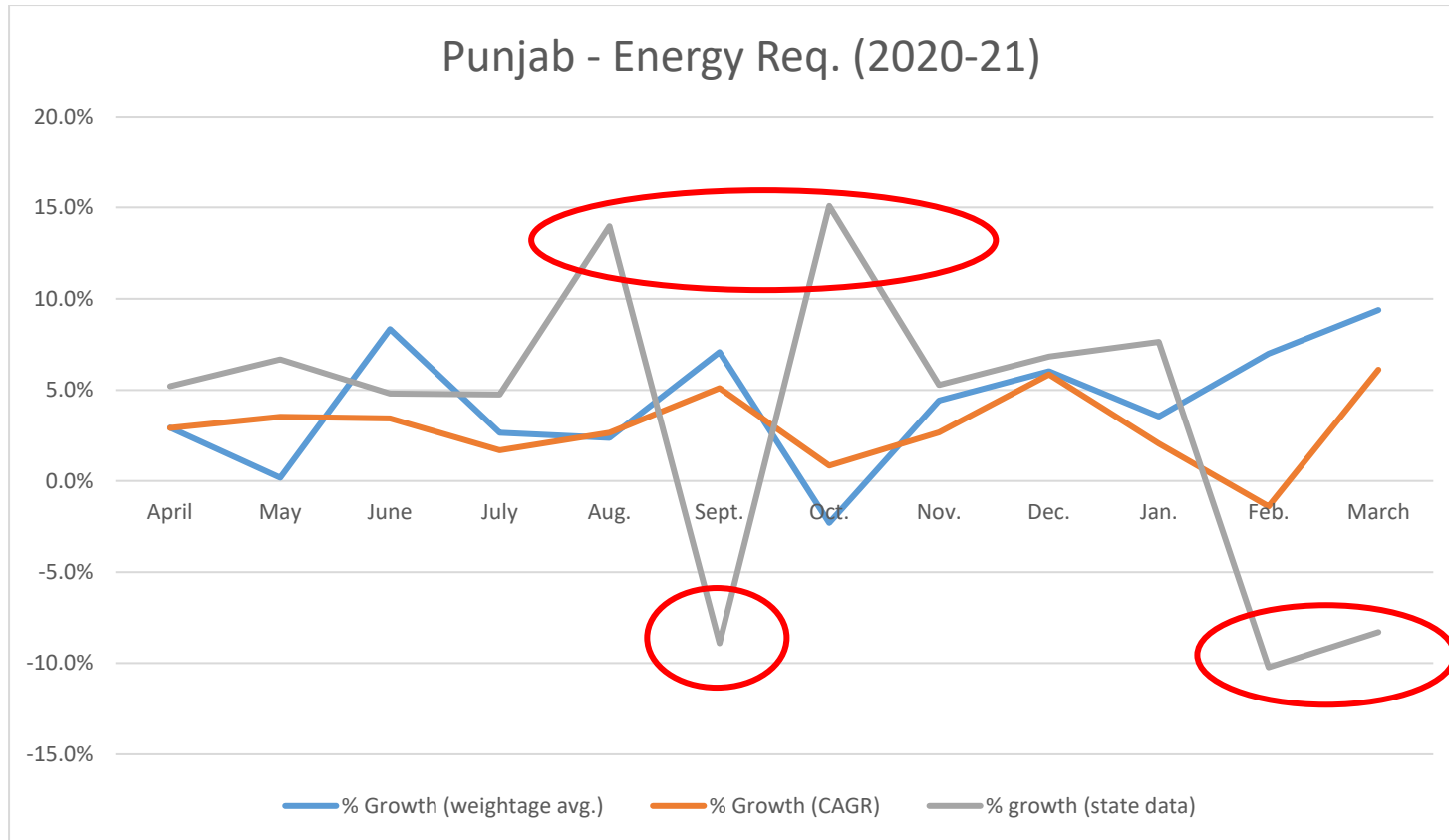
Delhi may clarify the reason for low projected Energy requirement in March 2021.



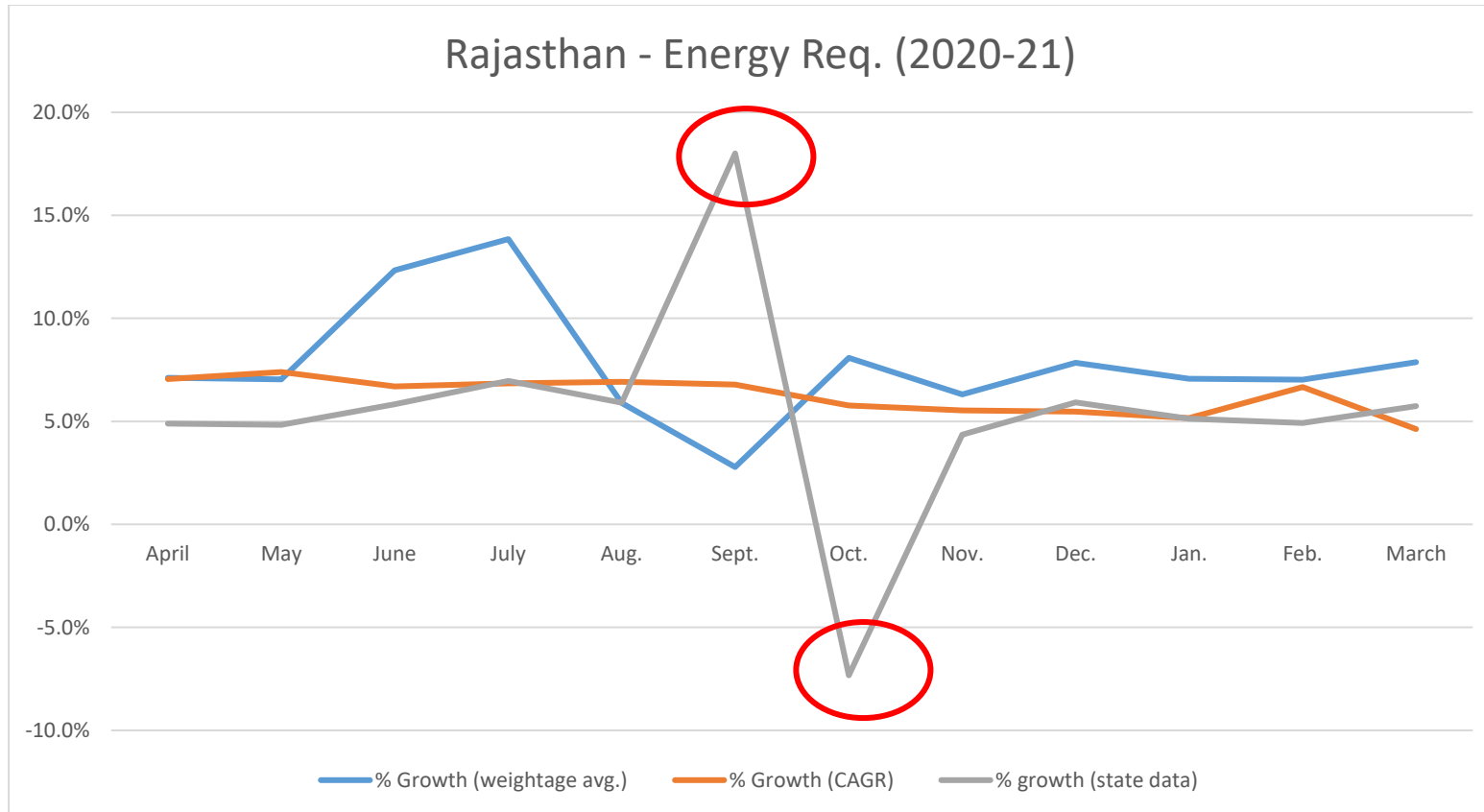
Haryana may clarify the reason for low projected Energy requirement in September 2020.



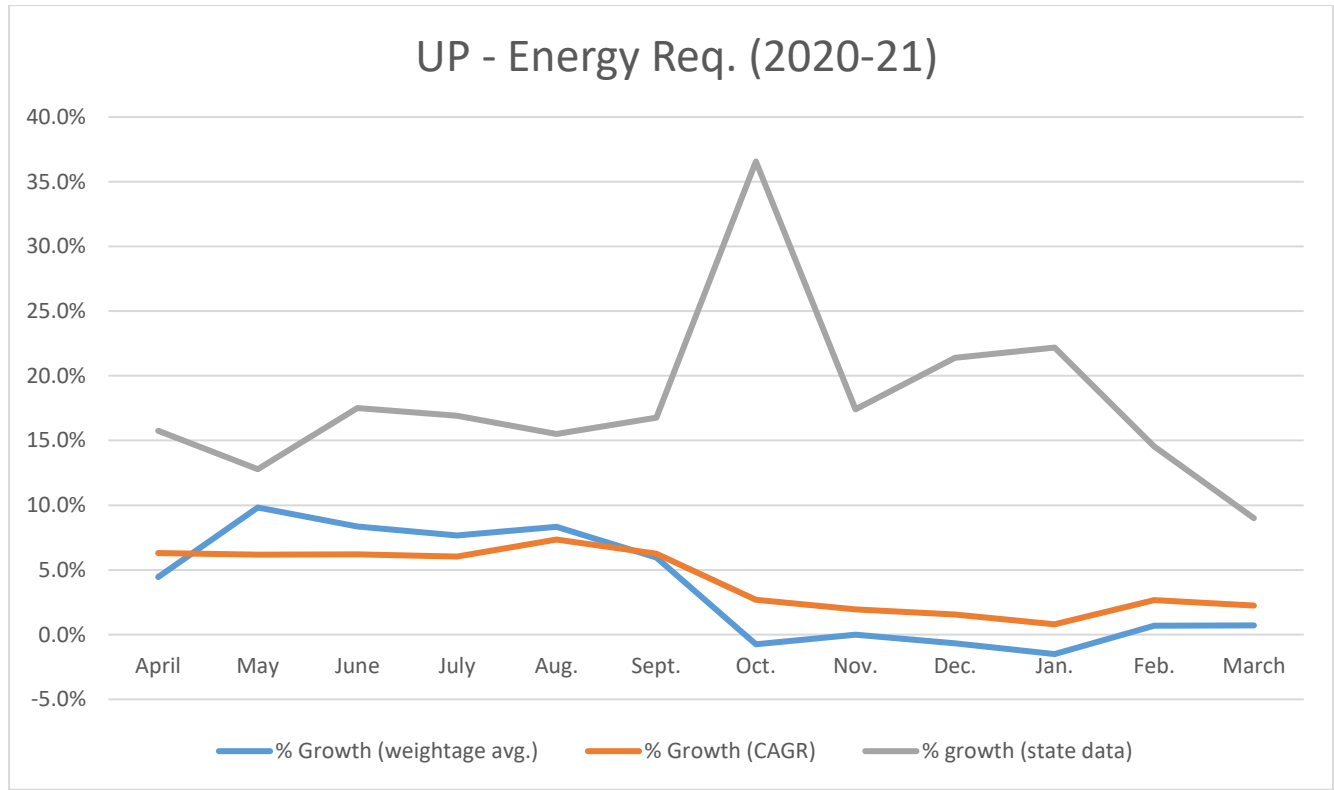
Himachal Pradesh may clarify the reason for low projected Energy requirement in June, July & September 2020 and high projected Energy requirement in October 2020.



Punjab may clarify the reason for low projected Energy requirement in September 2020, February & March 2021 and high projected Energy requirement in August & October 2020.



Rajasthan may clarify the reason for low projected Energy requirement in October 2020 and high projected Energy requirement in September 2020.



Uttar Pradesh may clarify the reason for high projected Energy requirement in all months except May 2020.

State-wise availability

Energy Availability & Demand (MU)												
State / UTs	APR-2020	MAY-2020	JUN-2020	JUL-2020	AUG-2020	SEP-2020	OCT-2020	NOV-2020	DEC-2020	JAN-2021	FEB-2021	MAR-2021
CHANDIGARH	140	160	190	200	210	190	130	110	100	100	90	110
DELHI	2870	3440	3750	3670	3330	3290	2730	2370	2360	2920	2560	2540
HARYANA	3980	5120	6260	5940	5530	5670	4420	3620	4120	4590	3960	4550
HIMACHAL PRADESH	1460	1870	2530	2790	2790	2440	1380	960	830	750	740	970
UTs of J&K and LADAKH	1570	1940	2160	2220	2180	2030	1310	1310	1220	1160	1150	1450
PUNJAB	4680	5890	7050	7110	6860	6440	4680	4350	4400	5070	3620	5050
RAJASTHAN	7900	9470	9820	9380	9380	9100	7810	8010	8750	8770	7740	8030
UTTAR PRADESH	10940	13480	13860	13340	13960	12520	10630	9910	9430	10380	8910	10640
UTTARAKHAND	1170	1350	1510	1460	1420	1430	1030	810	860	830	740	970
Total NR	34710	42720	47130	46110	45660	43110	34120	31450	32070	34570	29510	421160

Peak Availability & Demand (MW)												
State / UTs	APR-2020	MAY-2020	JUN-2020	JUL-2020	AUG-2020	SEP-2020	OCT-2020	NOV-2020	DEC-2020	JAN-2021	FEB-2021	MAR-2021
CHANDIGARH	320	330	340	370	370	360	340	310	290	290	300	280
DELHI	6400	6900	7070	7090	6970	6810	6680	6920	6850	6520	6910	6430
HARYANA	10570	10590	10790	11570	11590	11600	10310	10080	10070	10440	10210	10250
HIMACHAL PRADESH	4110	4100	4250	4260	4260	4210	4140	3860	3860	3640	3850	3900

UTs of J&K and LADAKH	3410	3480	3520	3540	3570	3560	3510	4040	3950	3940	4070	4070
PUNJAB	11370	11730	11930	12040	12020	12000	10880	11150	11210	11300	10340	10770
RAJASTHAN	20740	21150	18480	21190	20840	21880	14480	19490	22190	22270	22230	22050
UTTAR PRADESH	22220	22630	22900	23910	22950	23950	22450	23320	22620	23760	21610	21760
UTTARAKHAND	2870	2900	2980	2890	2780	2950	2570	2360	2560	2480	2560	2840
Total NR	75525	77395	75568	78290	79086	80204	70750	75916	76227	79309	76544	77547

Plant-wise availability

Availability in MU (Thermal)	APR-2020	MAY-2020	JUN-2020	JUL-2020	AUG-2020	SEP-2020	OCT-2020	NOV-2020	DEC-2020	JAN-2021	FEB-2021	MAR-2021
AKALTARA TPS (KSK MAHANADI)	536.0	592.1	553.1	528.9	454.1	466.6	458.3	469.1	510.0	512.4	490.2	569.9
ANPARA C TPS (LANCO)	668.4	818.3	791.9	791.8	805.8	659.3	358.2	448.8	698.2	715.9	699.2	682.3
ANPARA TPS	1229.8	1728.5	1618.6	1435.2	1728.3	1403.5	1282.8	1169.9	804.2	1427.7	899.9	1029.2
ANUPPUR TPP (MB POWER)	268.0	296.0	276.5	264.4	227.0	233.3	229.2	234.5	255.0	256.2	245.1	285.0
BANDAKHAR TPP (MCCPL)	134.0	148.0	138.3	132.2	113.5	116.7	114.6	117.3	127.5	128.1	122.5	142.5
BARA TPP (PRAYAGRAJ)	761.6	1010.1	1102.8	969.0	1199.1	876.5	729.3	645.2	692.4	698.6	567.5	784.5
BARADARHA TPS (DB POWER)	268.0	296.0	276.5	264.4	227.0	233.3	229.2	234.5	255.0	256.2	245.1	285.0
BARKHERA TPS	40.7	46.2	48.0	44.4	47.1	40.2	34.2	30.8	32.7	39.4	33.6	37.2
BARSINGSAR LIGNITE	85.5	55.4	49.3	83.5	161.1	155.9	146.2	118.0	161.1	87.0	118.9	161.1
BINJKOTE TPP (SKS RAIGARH)	566.5	584.0	549.7	565.9	445.8	482.5	480.1	454.5	520.2	491.1	492.9	535.9
BOKARO TPS `A` EXP	106.0	115.4	118.7	131.3	110.4	61.0	72.2	80.5	116.3	120.2	112.5	131.5
CHANDRAPURA TPS	160.4	181.8	162.9	173.8	108.9	111.5	108.3	132.6	143.9	139.8	115.8	110.2
CSCTPP CHHABRA	480.7	614.7	740.6	736.5	747.3	360.1	658.3	658.8	749.4	729.2	618.0	577.1
CTPP CHHABRA	401.9	480.3	445.1	445.5	539.0	519.4	474.8	475.1	540.4	525.9	445.7	416.2
DADRI-I (NCTPP)	247.3	391.2	410.4	404.9	316.8	305.8	188.2	184.8	184.6	327.0	362.2	325.6
DADRI-II (NCTPP)	384.7	475.6	478.8	472.4	369.6	372.3	249.8	215.5	232.2	482.8	392.4	251.2

Availability in MU (Thermal)	APR-2020	MAY-2020	JUN-2020	JUL-2020	AUG-2020	SEP-2020	OCT-2020	NOV-2020	DEC-2020	JAN-2021	FEB-2021	MAR-2021
DCR TPS YAMUNA NAGAR	159.2	217.1	358.8	275.3	211.3	308.4	246.7	125.0	121.8	226.6	136.5	196.3
DHARIWAL TPP	138.9	153.4	143.3	137.0	117.6	120.9	118.7	121.5	132.1	132.7	127.0	147.6
DURGAPUR STEEL TPS	113.3	131.5	121.6	125.1	101.5	69.5	72.2	108.6	107.6	118.1	115.4	125.8
FARAKKA STPS	873.6	1051.7	785.6	831.2	871.1	958.8	694.5	750.8	938.7	1042.7	911.2	1012.0
GGSTP ROPAR	112.6	277.5	403.1	431.0	306.8	308.7	261.4	225.3	211.1	280.2	165.8	406.3
GHTPS (LEHRA MOHBBAT)	123.3	303.9	411.2	440.7	336.0	338.1	286.3	254.4	232.9	261.1	176.3	366.9
GIRAL LIGNITE TPP	121.2	146.8	136.9	136.2	138.2	133.2	121.7	121.8	138.6	134.8	114.3	106.7
GOINDWAL SAHIB (GVK)	147.8	82.9	308.4	327.9	293.2	303.8	119.6	35.4	71.0	271.9	262.4	338.4
HARDUAGANJ EXT-II TPS	0.0	0.0	0.0	0.0	0.0	357.3	326.6	326.8	252.8	363.4	320.5	371.3
HARDUAGANJ TPS	291.0	393.7	368.7	326.9	393.6	319.7	292.2	292.4	226.2	247.8	286.7	332.2
IGSTPP Jhajjar	321.4	572.1	577.6	471.6	460.9	496.1	317.8	453.2	405.5	713.5	710.5	492.7
JINDAL ITPL	1270.2	1312.5	1270.2	1284.9	984.3	1142.1	1084.7	1045.8	1147.3	1159.8	1151.7	1269.6
JSW ENERGY (BARMER) TPP	388.1	470.5	492.4	448.5	413.1	441.9	377.2	344.0	351.4	431.0	367.6	407.2
KAHALGAON - I STPS	452.3	486.7	545.0	515.5	504.0	539.5	493.5	499.1	510.9	534.0	468.4	538.8
KAHALGAON - II STPS	807.7	869.2	973.2	920.5	900.0	963.5	881.2	891.3	912.3	953.6	836.4	962.1
KALISINDH TPS (KATPP)	596.0	721.8	673.3	669.5	449.3	654.8	395.8	598.9	681.2	662.9	561.9	524.6
KAMALANGA TPS (GMR)	668.1	690.3	668.1	675.8	517.7	600.7	570.5	550.0	603.4	610.0	605.8	667.8
KAWAI TPS (ADANI POWER)	537.0	663.8	693.6	635.5	302.1	616.9	525.2	473.9	502.4	605.3	516.2	572.0
KHAMBARKHERA TPS	40.7	46.2	48.0	44.4	47.1	40.2	34.2	30.8	32.7	39.4	33.6	37.2
KODARMA TPS	62.5	65.7	62.8	61.4	43.0	63.6	36.1	39.7	56.2	57.3	56.6	65.7
KOTA TPS (KSTPS)	537.5	590.8	570.1	548.0	589.9	590.7	512.6	590.1	671.3	653.2	553.6	516.9
KUNDARKI TPS	40.7	46.2	48.0	44.4	47.1	40.2	34.2	30.8	32.7	39.4	33.6	37.2
LALITPUR TPS	682.2	1254.4	1223.6	1040.2	1027.3	697.6	854.0	969.6	559.7	298.0	132.1	271.9
MAHATMA GANDHI TPS (CLP JHAJJAR)	339.1	656.4	915.7	868.8	884.9	731.3	545.6	434.4	652.5	754.3	661.4	695.2
MAITHON RB TPP	668.1	690.3	668.1	675.8	517.7	600.7	570.5	550.0	603.4	610.0	605.8	667.8
MAQSOODPUR TPS	42.2	47.9	49.8	46.0	48.8	41.6	35.4	32.0	33.9	40.8	34.8	38.6
MEJA STPP	366.0	244.5	329.7	170.1	275.6	190.8	307.3	317.7	336.0	392.5	374.8	429.0
MEJIA TPS-6	135.1	154.6	136.5	124.2	111.8	112.3	90.2	103.1	101.3	130.6	136.9	147.8
MEJIA TPS-7-8	114.0	130.5	115.2	104.8	94.4	94.7	76.2	87.0	85.5	110.2	115.5	124.7

Availability in MU (Thermal)	APR-2020	MAY-2020	JUN-2020	JUL-2020	AUG-2020	SEP-2020	OCT-2020	NOV-2020	DEC-2020	JAN-2021	FEB-2021	MAR-2021
MUNDRA TPS (ADANI POWER)	884.5	976.9	912.6	872.7	749.2	769.9	756.2	636.4	796.3	845.4	808.8	940.4
MUNDRA UMTTP (CGPL)	1786.8	1973.6	1843.6	1763.0	1513.6	1555.4	1527.7	1563.7	1700.0	1707.9	1633.9	1899.8
NABHA POWER LTD RAJPURA	552.6	939.8	940.9	972.3	931.9	940.9	898.8	810.1	887.1	939.5	430.3	309.0
NABINAGAR STPP	36.6	38.7	36.7	36.0	33.6	34.2	34.9	43.9	44.5	39.3	37.5	42.9
NAWAPARA TPP (TRN ENERGY)	268.0	296.0	276.5	264.4	227.0	233.3	229.2	234.5	255.0	256.2	245.1	285.0
OBRA TPS	542.5	611.5	571.6	569.7	645.3	524.1	479.0	479.4	337.3	426.5	470.0	544.6
PANIPAT TPS	187.5	255.6	422.5	324.2	248.8	363.2	290.5	106.0	233.9	245.6	160.7	215.7
PARICHHA TPS	560.3	631.6	590.4	588.4	666.5	541.3	494.7	495.1	307.4	498.8	409.7	562.5
PATHADI TPP (LANCO AMARKANTAK)	268.0	296.0	276.5	264.4	227.0	233.3	229.2	234.5	255.0	256.2	245.1	285.0
RAGHUNATHPUR TPP	179.7	132.0	180.9	190.1	184.1	166.8	144.4	180.5	151.3	108.2	140.3	181.6
RAJIV GANDHI TPS HISAR	327.1	446.0	737.2	565.6	434.2	633.6	506.9	285.4	408.2	465.5	280.4	403.3
RIHAND-I STPS	316.4	443.0	632.8	566.5	609.4	632.8	653.9	608.6	580.5	653.7	590.6	653.9
RIHAND-II STPS	644.9	666.4	644.9	577.3	621.0	526.6	569.6	620.2	591.5	666.1	601.9	666.4
RIHAND-III STPS	472.9	505.1	644.9	577.3	621.0	644.9	666.4	620.2	591.5	666.1	451.4	451.4
ROSA TPP Ph-I	704.8	817.9	815.3	804.7	847.5	679.5	430.6	72.7	305.8	140.4	139.7	315.0
SASAN UMTTP	1768.9	1953.8	1825.2	1745.3	1498.5	1539.9	1512.4	1548.0	1683.0	1690.8	1617.6	1880.8
SINGRAULI STPS	1238.3	1193.5	1274.2	1316.7	1187.9	1036.4	1075.8	1274.2	1316.7	1296.2	1189.3	1316.7
SSCTPP SURATGARH	655.6	794.0	740.6	736.5	747.3	720.3	658.3	658.8	749.4	729.2	618.0	577.1
SSTPS SURATGARH	709.2	858.9	801.2	681.1	752.0	779.2	712.2	712.7	810.7	788.9	668.6	624.3
TALWANDI SABO TPP	1117.7	1009.4	1307.6	1292.5	1306.8	1237.1	619.5	674.6	683.6	1016.8	474.3	1027.6
TANDA STAGE-2 TPS	353.2	373.4	353.8	349.9	307.6	634.5	531.4	493.5	671.8	757.5	723.3	828.0
TANDA TPS	190.1	204.0	219.8	277.2	261.4	195.5	129.3	160.1	217.9	255.4	137.0	268.6
UCHPINDA TPP (RKM POWER)	333.3	368.1	343.9	328.8	282.3	290.1	285.0	291.7	317.1	318.6	304.8	354.4
UNCHAHAHAR-I TPS	127.3	186.7	214.6	221.6	204.1	217.3	188.1	190.9	195.9	230.0	198.2	215.3
UNCHAHAHAR-II TPS	194.1	244.2	212.7	219.6	202.3	215.4	186.5	186.0	97.1	216.9	196.5	213.4
UNCHAHAHAR-III TPS	97.9	123.2	107.3	110.8	102.1	108.6	94.1	95.4	97.9	115.0	99.1	107.7
UNCHAHAHAR-IV TPS	240.1	302.1	263.2	271.7	250.3	266.5	7.4	234.1	240.2	282.1	243.1	264.1
UTRAULA TPS	49.6	55.9	52.3	52.1	59.0	47.9	43.8	43.9	33.9	48.8	43.0	49.8

Availability in MU (Thermal)	APR-2020	MAY-2020	JUN-2020	JUL-2020	AUG-2020	SEP-2020	OCT-2020	NOV-2020	DEC-2020	JAN-2021	FEB-2021	MAR-2021
WESTERN REGION CGS	60.4	67.4	61.9	59.8	53.6	56.2	53.8	53.3	57.9	57.6	55.2	64.3
Total	31357.6	37071.4	38165.9	36425.4	34364.9	34100.2	30105.1	29681.9	31353.6	34531.7	29748.4	33742.8

Availability in MU (Hydro)	APR-2020	MAY-2020	JUN-2020	JUL-2020	AUG-2020	SEP-2020	OCT-2020	NOV-2020	DEC-2020	JAN-2021	FEB-2021	MAR-2021
ALAKNANDA HPS	123.7	140.4	217.9	272.2	266.8	273.6	172.7	90.2	72.5	59.3	56.5	72.5
ALLAIN DUHANGAN HPS	54.1	80.8	139.4	171.1	171.1	100.9	46.9	31.9	25.2	22.6	17.0	20.5
ANANDPUR SAHIB-I HPS	21.0	40.8	39.6	36.1	40.4	35.9	23.4	19.9	20.3	20.8	16.0	26.2
ANANDPUR SAHIB-II HPS	21.0	40.8	39.6	36.1	40.4	35.9	23.4	19.9	20.3	20.8	16.0	26.2
ANDHARA HPS	5.3	6.4	8.1	10.5	10.6	9.3	5.6	2.0	2.1	2.0	3.0	3.7
BAGLIHAR HPS	215.9	293.9	334.2	348.2	335.4	320.1	150.5	114.5	107.1	88.4	95.8	134.2
BAGLIHAR II HPS	215.9	293.9	334.2	348.2	335.4	320.1	150.5	114.5	107.1	88.4	95.8	134.2
BAIRA SIUL HPS	95.6	104.7	112.7	122.1	115.4	95.6	68.0	54.8	34.1	24.8	44.9	62.7
BANER HEP	3.8	4.6	5.8	7.5	7.6	6.7	4.0	1.8	1.6	1.3	2.1	2.7
BANER SANGAM HEP	2.0	2.5	3.1	3.3	3.3	3.0	1.7	1.3	1.3	1.2	1.2	1.5
BARAGAON SHEP	9.7	12.1	14.8	15.8	15.8	14.2	8.4	6.4	6.2	5.3	5.7	7.2
BASPA-II HPS	80.2	139.8	249.0	258.0	258.0	228.4	94.0	62.9	54.5	41.8	29.8	41.7
BASSI HPS	21.1	25.5	32.2	41.5	42.0	36.9	19.3	9.1	10.4	7.4	7.8	14.1
BAZGO	0.1	0.2	0.2	0.2	0.2	0.2	0.1	0.1	0.1	0.1	0.1	0.1
BHADERWAH	0.7	1.0	1.1	1.2	1.1	1.1	0.5	0.4	0.4	0.3	0.3	0.4
BHAKRA LEFT & RIGHT HPS	312.7	438.3	686.5	636.1	725.7	679.3	422.1	356.0	312.8	350.6	314.8	367.3
BHILANGANA HEP	9.7	12.0	14.8	15.7	15.8	14.2	8.4	6.4	6.2	5.7	5.7	7.2
BINWA HEP	1.9	2.2	2.8	3.7	3.7	3.2	2.0	0.9	0.6	0.7	1.0	1.3
BUDHIL HPS	28.3	35.1	43.1	45.9	46.0	41.3	24.4	18.7	18.1	16.7	16.6	20.9
CHAMERA- I HPS	286.9	314.2	338.1	366.3	346.1	286.7	203.9	164.5	112.1	71.0	126.3	188.0
CHAMERA- II HPS	159.4	174.5	187.8	203.5	192.3	159.3	113.3	72.1	60.5	58.2	78.6	104.4
CHAMERA-III HPS	90.0	134.4	144.6	156.7	148.0	122.7	87.2	70.4	64.6	31.8	42.5	80.4
CHANJU HPS	14.5	18.0	22.2	23.6	23.7	21.3	12.5	9.6	9.3	8.6	8.5	10.7
CHENANI-1	11.2	15.2	17.3	18.0	17.4	16.6	7.8	5.9	5.5	4.6	5.0	6.9

Availability in MU (Hydro)	APR-2020	MAY-2020	JUN-2020	JUL-2020	AUG-2020	SEP-2020	OCT-2020	NOV-2020	DEC-2020	JAN-2021	FEB-2021	MAR-2021
CHENANI-2	1.0	1.3	1.5	1.5	1.5	1.4	0.7	0.5	0.5	0.4	0.4	0.6
CHENANI-3	3.6	4.9	5.6	5.8	5.6	5.3	2.5	1.9	1.8	1.5	1.6	2.2
CHIBRO (YAMUNA) HPS	94.6	107.9	132.7	129.6	117.6	122.2	96.5	46.9	44.5	46.1	42.7	75.3
CHILLA POWER HOUSE	52.8	60.2	74.1	72.4	65.7	68.2	53.9	29.9	24.8	26.4	24.2	41.1
CHUTAK HPS	23.3	25.5	27.4	29.7	28.1	23.3	15.6	10.0	9.2	6.5	9.2	15.3
DEHAR HPS	278.4	389.7	496.9	508.5	580.1	562.0	272.9	227.4	225.5	254.8	225.9	283.1
DHAKRANI POWER HOUSE	13.3	15.2	18.7	18.2	16.5	17.2	13.6	7.2	5.9	6.0	5.3	10.0
DHALIPUR POWER HOUSE	13.4	15.3	18.8	25.2	25.0	26.0	20.5	13.3	9.4	8.6	8.1	10.8
DHAULI GANGA HPS	148.8	162.9	175.3	189.9	179.4	148.7	105.7	73.9	60.6	43.0	61.6	97.5
DHUKWAN SHEP	4.4	3.3	3.2	6.4	4.5	5.1	6.7	3.3	7.7	8.6	7.4	5.6
DULHASTI HPS	207.2	226.9	244.2	264.5	249.9	207.1	147.3	118.8	75.1	52.1	99.7	135.8
GAJ HEP	3.4	4.1	5.1	6.6	6.7	5.9	3.0	1.6	1.4	1.1	1.8	2.3
GANDERBAL HPS	7.2	9.8	11.1	11.6	11.2	10.7	5.0	3.8	3.6	2.9	3.2	4.5
GANDHI SAGAR HPS	11.2	14.4	5.5	7.3	22.4	30.0	20.8	13.2	14.5	8.8	7.5	9.2
GANGUWAL HPS	20.7	36.1	42.4	39.3	41.7	40.7	27.0	22.8	19.0	21.1	21.9	26.3
GHANVI HPS	7.1	8.6	10.9	14.1	14.2	12.5	7.6	5.0	2.3	1.8	4.0	5.0
GHANVI-II HPS	3.2	3.9	4.9	6.3	6.4	5.6	3.4	2.1	1.1	0.8	0.9	1.1
GIRI BATA HPS	14.0	17.5	29.2	37.7	38.1	33.5	20.3	13.4	8.8	7.4	10.7	13.4
HAFTAL	0.5	0.7	0.7	0.8	0.7	0.7	0.3	0.3	0.2	0.2	0.2	0.3
HUNDER	0.2	0.3	0.3	0.3	0.3	0.3	0.1	0.1	0.1	0.1	0.1	0.1
HYDRO LTA / MTOA	60.0	74.4	91.5	97.3	97.6	87.8	51.7	39.7	38.4	35.5	35.2	44.3
IA HEPL	14.6	18.1	22.3	23.7	23.8	21.4	12.6	7.0	6.8	6.3	8.6	10.8
IGO-MERCELLONG	1.4	2.0	2.2	2.3	2.2	2.1	1.0	0.8	0.7	0.6	0.6	0.9
IQBAL	1.8	2.4	2.8	2.9	2.8	2.7	1.3	1.0	0.9	0.7	0.8	1.1
JAWAHAR SAGAR HPS	3.6	3.0	2.8	5.7	27.5	39.2	14.9	17.8	22.4	40.9	33.8	29.4
KARCHAM WANGTOO HPS	357.5	504.6	861.9	894.0	894.0	755.7	328.9	228.0	141.8	124.7	103.0	163.9
KARNAH	1.0	1.3	1.5	1.5	1.5	1.4	0.7	0.5	0.5	0.4	0.4	0.6
KASHANG INTEGRATED HEP	61.0	49.7	77.4	102.0	122.8	108.0	65.3	43.1	39.0	31.7	34.6	43.1
KHARA HPS	13.1	9.8	9.7	19.3	13.6	15.4	20.2	10.0	23.2	25.7	22.1	16.8
KHATIMA POWER HOUSE	16.3	18.6	22.9	22.4	20.3	21.1	16.7	9.7	6.8	8.0	7.5	9.2

Availability in MU (Hydro)	APR-2020	MAY-2020	JUN-2020	JUL-2020	AUG-2020	SEP-2020	OCT-2020	NOV-2020	DEC-2020	JAN-2021	FEB-2021	MAR-2021
KHAULI HEP	3.8	4.6	5.9	7.6	7.6	6.7	4.1	1.6	1.2	1.0	1.1	2.7
KHODRI HPS	47.3	54.0	66.3	64.8	58.8	61.1	48.3	24.7	23.4	24.3	22.1	38.3
KISHANGANGA HPS	175.3	192.0	206.6	223.8	211.5	175.2	124.6	100.6	75.4	44.8	86.5	114.9
KOLDAM HPS	258.9	334.8	551.7	619.2	619.2	525.4	215.4	158.7	123.9	116.6	78.4	142.1
KOTESHWAR HPS	117.2	91.7	103.7	97.7	146.5	170.7	87.0	83.3	96.2	132.1	102.5	109.5
KOTLA HPS	25.1	32.7	41.2	39.9	45.5	37.6	27.0	23.1	20.2	24.2	22.2	23.9
KULHAL POWER HOUSE	11.8	13.5	16.6	16.2	14.7	15.3	12.1	6.5	5.0	5.3	5.0	6.4
LARJI HPS	40.1	48.5	61.2	79.0	79.8	70.2	42.4	18.7	21.0	13.7	16.6	20.5
LOWER JHELMUM HPS	43.2	58.8	66.8	69.6	67.1	64.0	30.1	22.9	21.4	17.7	19.2	26.8
LOWER NANTI HPPL	5.7	7.0	8.6	9.2	9.2	8.3	4.9	3.7	3.6	3.3	3.3	4.2
MAHI-I HPS BANSWARA	2.7	1.1	1.1	2.9	13.8	19.6	7.5	8.9	11.2	20.5	16.9	14.7
MAHI-II HPS BANSWARA	4.8	2.0	1.9	5.2	24.8	35.3	13.5	16.0	20.2	36.9	30.5	26.5
MALANA HPS	35.7	39.9	50.3	77.2	77.2	60.8	23.5	15.9	13.4	8.5	6.2	13.7
MALANA-II HPS	34.3	42.5	59.3	89.1	89.1	70.7	25.2	16.6	13.5	12.5	10.2	12.9
MANERI BHALI-I HPS TILOTH	23.6	27.0	33.2	20.9	10.4	30.5	24.1	15.6	14.7	11.0	13.2	19.1
MANERI BHALI-II HPS DHARASU	119.8	136.7	168.1	164.2	149.0	154.8	105.5	39.6	41.4	41.7	43.1	93.1
MARPACHOO	0.4	0.5	0.6	0.6	0.6	0.5	0.3	0.2	0.2	0.1	0.2	0.2
MATATILA HPS	5.6	4.2	4.1	8.2	5.8	6.5	8.6	4.3	9.9	10.9	9.4	7.2
MICRO HEP (HPSEB)	8.1	9.8	12.3	15.9	16.1	14.2	8.6	5.7	5.1	4.2	4.5	5.6
MICRO HEP (IPP)	181.5	225.1	276.8	294.5	295.3	265.5	156.4	120.1	116.2	107.4	106.5	134.1
MINI MICRO HYDRO	1.3	1.0	1.0	1.4	6.6	9.4	3.6	4.2	5.3	9.8	8.1	7.0
MOHAMMADPUR SHEP	3.7	4.2	5.2	5.0	4.6	4.7	2.9	1.3	2.3	2.4	2.2	3.0
MUKERIAN-I HPS	14.0	27.3	26.5	24.1	27.1	24.1	15.7	13.3	13.6	13.9	10.7	17.6
MUKERIAN-II HPS	14.0	27.3	26.5	24.1	27.1	24.1	15.7	13.3	13.6	13.9	10.7	17.6
MUKERIAN-III HPS	18.3	35.5	34.5	31.4	35.2	31.3	20.4	17.3	17.7	18.1	13.9	22.8
MUKERIAN-IV HPS	18.3	35.5	34.5	31.4	35.2	31.3	20.4	17.3	17.7	18.1	13.9	22.8
NATHPA JHAKRI HPS	628.8	876.9	1245.9	1287.5	1228.5	1135.2	561.2	386.3	262.7	228.9	230.0	284.0
NIMMO BAZGO HPS	23.6	25.8	27.8	30.1	28.4	23.6	16.8	11.6	8.7	6.0	11.6	15.4
OBRA HPS	18.0	13.5	13.4	26.6	18.7	21.2	27.7	13.8	31.9	35.3	30.4	23.1

Availability in MU (Hydro)	APR-2020	MAY-2020	JUN-2020	JUL-2020	AUG-2020	SEP-2020	OCT-2020	NOV-2020	DEC-2020	JAN-2021	FEB-2021	MAR-2021
PAHALGAM HPS	2.2	2.9	3.3	3.5	3.4	3.2	1.5	1.1	1.1	0.9	1.0	1.3
PARBATI-III HPS	276.3	302.5	325.6	352.7	333.3	276.1	196.4	137.3	109.1	75.7	126.5	181.0
PATHRI SHEP	8.0	9.2	11.3	11.0	10.0	10.4	6.4	2.8	5.0	5.2	4.8	6.5
PONG HPS	111.8	156.4	182.3	187.7	232.9	225.6	122.5	113.6	115.3	130.3	104.2	113.6
R P SAGAR HPS	2.3	2.0	3.7	5.0	23.9	34.1	13.0	15.5	19.5	35.6	29.4	25.6
RAJGHAT HPS	8.7	11.3	4.3	5.7	17.6	23.5	16.3	10.3	11.3	6.9	5.8	7.2
RAMGANGA POWER HOUSE	78.0	89.0	109.5	71.3	32.3	67.2	53.1	34.4	32.3	33.5	31.3	63.2
RAMPUR HPS	173.1	241.4	342.9	354.4	338.1	312.5	154.5	106.3	72.3	63.0	63.3	78.2
RANJIT SAGAR DAM HPS	187.3	364.4	353.7	321.7	360.9	320.7	208.9	177.9	181.5	185.5	142.6	234.2
RIHAND HPS	54.5	40.8	40.5	80.5	56.6	64.2	84.1	41.8	96.8	107.0	92.1	70.1
SAINJ HPS	31.7	38.3	48.3	62.4	63.0	55.4	33.5	16.2	10.0	12.3	17.8	22.1
SALAL ST-1&2 HPS	367.4	402.2	432.9	469.0	443.1	367.1	261.1	190.8	161.2	111.9	151.0	223.8
SANDHYA HEP LTD (BALARGA)	3.6	4.5	5.5	5.9	5.9	5.3	3.1	2.4	2.3	2.2	2.1	2.7
SANJAK	0.6	0.8	0.9	1.0	0.9	0.9	0.4	0.3	0.3	0.2	0.3	0.4
SANJAY HPS (BHABA)	38.3	46.3	58.4	75.4	76.2	67.0	40.5	19.0	14.6	7.4	15.6	26.7
SEWA-II HPS	63.9	70.0	75.3	81.6	77.1	63.9	45.4	30.5	23.1	23.1	31.5	41.9
SEWA-III	4.3	5.9	6.7	7.0	6.7	6.4	3.0	2.3	2.1	1.8	1.9	2.7
SHANAN HPS	34.0	66.1	64.2	58.4	65.5	58.2	37.9	32.3	32.9	33.7	25.9	42.5
SHARDA POWER HOUSE	16.3	18.6	22.9	22.4	20.3	21.1	16.7	9.7	6.8	8.0	7.5	9.2
SIKKIM HYDRO PROJETS	42.3	134.3	131.1	199.2	169.6	166.4	125.0	85.8	68.4	61.8	32.9	35.5
SINGRAULI SHEP	2.6	3.3	5.5	6.2	6.2	5.3	2.2	1.6	1.3	1.2	0.9	1.4
STAKNA	1.9	2.6	3.0	3.1	3.0	2.8	1.3	1.0	1.0	0.8	0.9	1.2
SUMOOR	0.0	0.1	0.1	0.1	0.1	0.1	0.0	0.0	0.0	0.0	0.0	0.0
TALA IMPORT	162.7	218.4	211.0	493.5	654.7	661.7	477.6	204.1	145.0	46.5	45.3	67.4
TANAKPUR HPS	50.1	54.8	59.0	63.9	60.4	50.0	35.6	28.7	21.0	12.2	0.0	0.0
TARANDA HEP	3.6	4.5	5.5	5.9	5.9	5.3	3.1	2.4	2.3	2.2	2.1	2.7
TEESTA-III HPS	166.8	529.3	516.6	785.0	668.4	655.6	492.7	338.1	269.7	243.4	129.8	139.8
TEHRI ST-1 HPS	219.3	228.7	168.8	243.7	365.5	425.8	289.4	249.5	286.2	329.5	255.6	235.6
UBDC-I & II	28.6	55.6	54.0	49.1	55.1	48.9	31.9	27.1	27.7	28.3	21.8	35.7

Availability in MU (Hydro)	APR-2020	MAY-2020	JUN-2020	JUL-2020	AUG-2020	SEP-2020	OCT-2020	NOV-2020	DEC-2020	JAN-2021	FEB-2021	MAR-2021
UHL-III HPS	31.7	38.3	48.4	62.5	63.1	55.5	27.4	10.8	14.2	14.7	11.9	20.9
UPPER NANTI HEPL	5.5	6.8	8.3	8.8	8.9	8.0	4.7	3.6	3.5	3.2	3.2	4.0
UPPER SINDH-I HPS	10.8	14.8	16.8	17.5	16.8	16.1	7.6	5.8	5.4	4.4	4.8	6.7
UPPER SINDH-II HPS	50.4	68.6	78.0	81.2	78.3	74.7	35.1	26.7	25.0	20.6	22.4	31.3
URI-I HPS	255.0	279.3	300.5	325.6	307.6	254.9	181.3	109.7	100.7	69.9	116.8	167.1
URI-II HPS	127.5	139.6	150.3	162.8	153.8	127.4	90.6	56.1	51.4	38.0	62.9	83.5
VISHNUPRAYAG HPS (JAYPEE)	131.5	243.6	345.0	356.5	350.8	345.0	186.4	101.8	77.9	72.9	58.5	74.3
WYC HYDEL YAMUNANAGAR	25.2	31.2	38.4	40.9	41.0	36.9	21.7	16.7	16.1	14.9	14.8	18.6
Total	7885.7	10423.8	12776.7	14137.6	14314.0	13228.4	7952.3	5567.3	4874.5	4496.7	4342.1	5703.5

Availability in MU (Gas)	APR-2020	MAY-2020	JUN-2020	JUL-2020	AUG-2020	SEP-2020	OCT-2020	NOV-2020	DEC-2020	JAN-2021	FEB-2021	MAR-2021
ANTA CCPP	32.5	84.7	104.4	79.7	91.0	94.8	73.1	63.1	75.5	83.9	54.4	54.9
AURAIYA CCPP	125.7	154.0	164.2	121.3	143.2	145.4	119.7	102.1	119.4	132.7	90.4	103.8
DADRI CCPP	148.2	187.8	199.0	157.7	180.1	167.5	135.4	125.2	144.8	161.8	110.5	128.5
DHOLPUR CCPP (DCCPP)	0.0	0.0	0.0	0.0	0.0	0.0	0.0	0.0	0.0	0.0	0.0	0.0
FARIDABAD CCGT	84.6	103.0	110.5	84.4	96.4	105.5	71.8	70.3	56.6	88.8	60.8	69.4
GAMA CCPP	73.1	79.4	67.6	74.2	72.4	54.3	8.1	7.9	74.1	46.4	31.2	38.2
GTPS IPGCL	94.8	100.7	134.3	133.4	128.0	138.1	121.8	62.1	61.8	74.1	34.7	41.6
KASHIPUR CCPP (SRAVANTHI ENERGY)	111.5	134.6	114.1	91.7	138.8	122.3	77.5	112.4	123.6	98.8	81.7	84.4
PAMPORE GPS (Liq.)	6.1	0.0	0.0	0.0	0.0	0.0	6.3	6.1	6.3	6.3	5.7	6.3
PPS-I PPCL	115.9	123.0	164.1	163.1	156.5	151.1	148.9	76.0	68.9	90.5	42.4	38.1
PPS-III BAWANA	451.4	487.1	656.5	652.2	625.8	643.3	576.1	302.2	300.8	323.4	155.5	191.3
RAMGARH CCPP	67.9	69.6	67.6	68.0	53.7	65.5	70.8	68.9	72.0	58.2	64.3	74.1
RITHALA CCPP	3.8	3.9	3.8	3.9	3.9	3.8	3.9	0.0	0.0	0.0	0.0	0.0
Total	1315.6	1527.8	1785.9	1629.7	1689.9	1691.5	1413.3	996.2	1103.8	1164.8	731.6	830.7

Availability in MU (Nuclear)	APR-2020	MAY-2020	JUN-2020	JUL-2020	AUG-2020	SEP-2020	OCT-2020	NOV-2020	DEC-2020	JAN-2021	FEB-2021	MAR-2021
NAPS Narora	117.7	243.8	254.9	263.9	253.2	252.1	259.4	262.4	251.0	216.1	169.9	238.2
RAPS-A	0.0	0.0	0.0	0.0	0.0	122.8	126.4	127.8	122.3	105.3	82.8	116.1
RAPS-B	243.6	252.2	263.7	272.9	261.8	260.7	268.3	271.4	259.6	111.8	87.8	123.2
RAPS-C	243.6	252.2	263.7	272.9	261.8	130.4	203.4	271.4	259.6	223.6	175.7	246.4
Total	604.9	748.1	782.2	809.6	776.8	766.0	857.5	932.9	892.5	656.8	516.2	723.9

Availability in MU (Others)	APR-2020	MAY-2020	JUN-2020	JUL-2020	AUG-2020	SEP-2020	OCT-2020	NOV-2020	DEC-2020	JAN-2021	FEB-2021	MAR-2021
BIOMASS PROJECTS	5.4	5.6	5.3	5.6	5.6	5.4	5.6	5.3	5.6	5.6	5.1	5.7
DMSWL	13.8	13.4	13.9	12.1	13.2	12.1	12.1	12.6	11.7	11.6	11.9	15.1
EDWPCL GAZIPUR	6.4	4.3	3.7	2.7	3.2	3.6	6.3	6.3	3.5	3.8	2.9	6.5
FATEHABAD BIO ENERGY	0.0	0.0	0.0	0.0	0.0	0.0	0.0	0.0	0.0	0.0	0.0	1.0
HIND SAMACHAR	0.0	0.0	0.0	0.0	0.0	0.0	0.0	0.0	0.0	0.0	0.0	1.5
INTERNAL SOLAR GENERATION	19.0	19.4	17.5	18.7	15.9	15.5	16.5	16.2	15.9	17.7	17.4	19.6
JIND BIO ENERGY	0.0	0.0	0.0	0.0	0.0	0.0	0.0	0.0	0.0	0.0	0.0	1.0
K2P BIOMASS PROJECT	0.0	0.0	0.0	0.0	0.0	0.0	0.2	0.2	0.2	0.2	0.2	0.2
PANIPAT SOLAR	1.8	1.9	1.7	1.8	1.5	1.5	1.6	1.6	1.5	1.7	1.7	1.9
SOLAR LTA / MTOA	1011.0	1033.9	930.2	995.5	844.5	827.9	877.7	863.1	845.3	944.1	925.0	1044.7
SOLAR POWER - SECI 2000MW ISTS SCHEME	0.0	0.0	0.0	0.0	11.5	11.3	12.1	12.0	11.5	13.3	13.3	15.1
SOLAR POWER - SECI 3000MW ISTS SCHEME	0.0	0.0	0.0	0.0	0.0	0.0	48.5	47.9	46.2	53.3	53.3	60.5
SUGAR MILLS	9.8	9.9	9.4	9.9	10.0	9.6	10.0	9.3	9.9	10.0	9.3	10.2
SUKHBIR AGRO	0.0	0.0	0.0	0.0	0.0	0.0	0.0	0.0	0.0	0.0	0.0	1.5
TIMARPUR OKHLA WASTE MANAGEMENT	12.5	13.0	12.5	13.0	13.0	12.5	13.0	12.5	13.0	13.0	11.2	11.5
WASTE TO ENERGY - HARYANA	0.0	0.0	0.0	0.0	0.0	0.0	5.5	5.3	5.5	5.5	4.8	4.9
WIND LTA / MTOA	730.3	1155.3	1456.4	1132.5	1570.7	961.1	490.8	568.7	742.1	617.1	616.6	628.0
WIND POWER - SECI - 1200MW ISTS SCHEME	0.0	0.0	0.0	105.1	154.2	86.6	33.3	42.7	61.4	47.4	49.5	48.6

Total	1810.0	2256.7	2450.6	2296.9	2643.4	1947.2	1533.1	1603.7	1773.3	1744.3	1722.2	1877.7
--------------	---------------	---------------	---------------	---------------	---------------	---------------	---------------	---------------	---------------	---------------	---------------	---------------

Peak Availability in MW (Thermal)	APR- 2020	MAY- 2020	JUN- 2020	JUL- 2020	AUG- 2020	SEP- 2020	OCT- 2020	NOV- 2020	DEC- 2020	JAN- 2021	FEB- 2021	MAR- 2021
AKALTARA TPS (KSK MAHANADI)	1071.2	1071.2	1071.2	1071.2	1071.2	1071.2	1071.2	1071.2	1071.2	1071.2	1071.2	1071.2
ANPARA C TPS (LANCO)	1111.0	1111.0	1111.0	1111.0	1111.0	1111.0	555.5	1111.0	1111.0	1111.0	1111.0	1111.0
ANPARA TPS	2437.1	2437.1	2437.1	2437.1	2437.1	2437.1	2437.1	2437.1	1973.8	2437.1	1973.8	1510.5
ANUPPUR TPP (MB POWER)	535.6	535.6	535.6	535.6	535.6	535.6	535.6	535.6	535.6	535.6	535.6	535.6
BANDAKHAR TPP (MCCPL)	267.8	267.8	267.8	267.8	267.8	267.8	267.8	267.8	267.8	267.8	267.8	267.8
BARA TPP (PRAYAGRAJ)	1831.5	1831.5	1831.5	1831.5	1831.5	1831.5	1831.5	1831.5	1831.5	1831.5	1831.5	1831.5
BARADARHA TPS (DB POWER)	535.6	535.6	535.6	535.6	535.6	535.6	535.6	535.6	535.6	535.6	535.6	535.6
BARKHERA TPS	80.3	80.3	80.3	80.3	80.3	80.3	80.3	80.3	80.3	80.3	80.3	80.3
BARSINGSAR LIGNITE	218.8	109.4	109.4	109.4	218.8	218.8	218.8	218.8	218.8	218.8	218.8	218.8
BINJKOTE TPP (SKS RAIGARH)	832.5	832.5	832.5	832.5	832.5	832.5	832.5	832.5	832.5	832.5	832.5	832.5
BOKARO TPS `A` EXP	178.5	178.5	178.5	178.5	178.5	178.5	178.5	178.5	178.5	178.5	178.5	178.5
CHANDRAPURA TPS	267.8	267.8	267.8	267.8	267.8	267.8	267.8	267.8	267.8	267.8	267.8	267.8
CSCTPP CHHABRA	625.4	1250.7	1250.7	1250.7	1250.7	625.4	1250.7	1250.7	1250.7	1250.7	1250.7	1250.7
CTPP CHHABRA	676.5	676.5	676.5	676.5	902.0	902.0	902.0	902.0	902.0	902.0	902.0	902.0
DADRI-I (NCTPP)	564.5	752.7	752.7	752.7	752.7	752.7	752.7	752.7	752.7	564.5	752.7	752.7
DADRI-II (NCTPP)	878.2	878.2	878.2	878.2	878.2	878.2	878.2	878.2	878.2	878.2	878.2	439.1
DCR TPS YAMUNA NAGAR	549.0	549.0	549.0	549.0	549.0	549.0	549.0	549.0	274.5	549.0	549.0	549.0
DHARIWAL TPP	277.5	277.5	277.5	277.5	277.5	277.5	277.5	277.5	277.5	277.5	277.5	277.5
DURGAPUR STEEL TPS	178.5	178.5	178.5	178.5	178.5	178.5	178.5	178.5	178.5	178.5	178.5	178.5
FARAKKA STPS	1428.2	1428.2	1428.2	1428.2	1428.2	1428.2	1428.2	1428.2	1428.2	1428.2	1428.2	1428.2
GGSTP ROPAR	768.6	768.6	768.6	768.6	768.6	768.6	768.6	576.5	576.5	768.6	768.6	768.6

Peak Availability in MW (Thermal)	APR- 2020	MAY- 2020	JUN- 2020	JUL- 2020	AUG- 2020	SEP- 2020	OCT- 2020	NOV- 2020	DEC- 2020	JAN- 2021	FEB- 2021	MAR- 2021
NABHA POWER LTD RAJPURA	1320.1	1320.1	1320.1	1320.1	1320.1	1320.1	1320.1	1320.1	1320.1	1320.1	660.0	660.0
NABINAGAR STPP	62.2	62.2	62.2	62.2	62.2	62.2	62.2	62.2	62.2	62.2	62.2	62.2
NAWAPARA TPP (TRN ENERGY)	535.6	535.6	535.6	535.6	535.6	535.6	535.6	535.6	535.6	535.6	535.6	535.6
OBRA TPS	910.0	910.0	910.0	910.0	910.0	910.0	910.0	910.0	910.0	728.0	910.0	910.0
PANIPAT TPS	646.5	646.5	646.5	646.5	646.5	646.5	646.5	418.9	646.5	646.5	646.5	646.5
PARICHHA TPS	939.9	939.9	939.9	939.9	939.9	939.9	939.9	939.9	748.3	939.9	711.8	939.9
PATHADI TPP (LANCO AMARKANTAK)	535.6	535.6	535.6	535.6	535.6	535.6	535.6	535.6	535.6	535.6	535.6	535.6
RAGHUNATHPUR TPP	357.1	357.1	357.1	357.1	357.1	357.1	357.1	357.1	357.1	357.1	357.1	357.1
RAJIV GANDHI TPS HISAR	1128.0	1128.0	1128.0	1128.0	1128.0	1128.0	1128.0	1128.0	1128.0	1128.0	1128.0	1128.0
RIHAND-I STPS	443.9	443.9	887.8	887.8	887.8	887.8	887.8	887.8	887.8	887.8	887.8	887.8
RIHAND-II STPS	904.7	904.7	904.7	904.7	904.7	904.7	904.7	904.7	904.7	904.7	904.7	904.7
RIHAND-III STPS	452.3	904.7	904.7	904.7	904.7	904.7	904.7	904.7	904.7	904.7	904.7	452.3
ROSA TPP Ph-I	1092.0	1092.0	1092.0	1092.0	1092.0	1092.0	1092.0	0.0	1092.0	1092.0	819.0	819.0
SASAN UMTTP	3534.8	3534.8	3534.8	3534.8	3534.8	3534.8	3534.8	3534.8	3534.8	3534.8	3534.8	3534.8
SINGRAULI STPS	1787.7	1608.9	1787.7	1787.7	1608.9	1608.9	1340.7	1787.7	1787.7	1787.7	1787.7	1787.7
SSCTPP SURATGARH	1250.7	1250.7	1250.7	1250.7	1250.7	1250.7	1250.7	1250.7	1250.7	1250.7	1250.7	1250.7
SSTPS SURATGARH	1353.0	1353.0	1353.0	1127.5	1353.0	1353.0	1353.0	1353.0	1353.0	1353.0	1353.0	1353.0
TALWANDI SABO TPP	1841.4	1841.4	1841.4	1841.4	1841.4	1841.4	1227.6	1841.4	1841.4	1841.4	1227.6	1841.4
TANDA STAGE-2 TPS	600.3	600.3	600.3	600.3	600.3	1200.6	1200.6	1200.6	1200.6	1200.6	1200.6	1200.6
TANDA TPS	292.1	389.4	389.4	389.4	389.4	389.4	292.1	389.4	389.4	389.4	389.4	389.4
UCHPINDA TPP (RKM POWER)	666.0	666.0	666.0	666.0	666.0	666.0	666.0	666.0	666.0	666.0	666.0	666.0
UNCHAHAHAR-I TPS	184.4	368.8	368.8	368.8	368.8	368.8	368.8	368.8	368.8	368.8	368.8	368.8
UNCHAHAHAR-II TPS	365.6	365.6	365.6	365.6	365.6	365.6	365.6	365.6	182.8	365.6	365.6	365.6
UNCHAHAHAR-III TPS	184.4	184.4	184.4	184.4	184.4	184.4	184.4	184.4	184.4	184.4	184.4	184.4
UNCHAHAHAR-IV TPS	452.3	452.3	452.3	452.3	452.3	452.3	0.0	452.3	452.3	452.3	452.3	452.3
UTRAULA TPS	83.3	83.3	83.3	83.3	83.3	83.3	83.3	83.3	83.3	83.3	83.3	83.3
WESTERN REGION CGS	125.0	125.0	125.0	125.0	125.0	125.0	125.0	125.0	125.0	125.0	125.0	125.0
Total	60591.3	61906.8	62719.2	62303.9	61499.9	63470.6	61085.6	61682.4	62658.7	63448.3	61414.4	61294.8

Peak Availability in MW (Hydro)	APR-2020	MAY-2020	JUN-2020	JUL-2020	AUG-2020	SEP-2020	OCT-2020	NOV-2020	DEC-2020	JAN-2021	FEB-2021	MAR-2021
CHENANI-2	2.2	2.2	2.2	2.2	2.2	2.2	2.2	2.2	2.2	2.2	2.2	2.2
CHENANI-3	8.2	8.2	8.2	8.2	8.2	8.2	8.2	8.2	8.2	8.2	8.2	8.2
CHIBRO (YAMUNA) HPS	261.4	261.4	261.4	261.4	261.4	261.4	261.4	196.0	196.0	196.0	196.0	261.4
CHILLA POWER HOUSE	145.9	145.9	145.9	145.9	145.9	145.9	145.9	106.7	106.7	111.1	111.1	145.9
CHUTAK HPS	46.0	46.0	46.0	46.0	46.0	46.0	46.0	34.5	34.5	34.5	34.5	46.0
DEHAR HPS	871.6	871.6	871.6	1045.9	1045.9	1045.9	697.3	871.6	871.6	871.6	871.6	871.6
DHAKRANI POWER HOUSE	36.8	36.8	36.8	36.8	36.8	36.8	36.8	24.5	24.5	24.5	24.5	36.8
DHALIPUR POWER HOUSE	37.0	37.0	37.0	55.5	55.5	55.5	55.5	55.5	37.0	37.0	37.0	37.0
DHAULI GANGA HPS	293.7	293.7	293.7	293.7	293.7	293.7	293.7	220.2	220.2	220.2	220.2	293.7
DHUKWAN SHEP	26.1	26.1	26.1	26.1	26.1	26.1	26.1	26.1	26.1	26.1	26.1	26.1
DULHASTI HPS	409.0	409.0	409.0	409.0	409.0	409.0	409.0	409.0	272.7	272.7	409.0	409.0
GAJ HEP	11.5	11.5	11.5	11.5	11.5	11.5	11.5	7.7	7.7	7.7	11.5	11.5
GANDERBAL HPS	16.3	16.3	16.3	16.3	16.3	16.3	16.3	16.3	16.3	16.3	16.3	16.3
GANDHI SAGAR HPS	62.6	62.6	0.0	62.6	62.6	62.6	62.6	62.6	62.6	62.6	62.6	62.6
GANGUWAL HPS	80.8	80.8	80.8	80.8	80.8	80.8	80.8	80.8	80.8	80.8	80.8	80.8
GHANVI HPS	24.5	24.5	24.5	24.5	24.5	24.5	24.5	24.5	12.3	12.3	24.5	24.5
GHANVI-II HPS	11.0	11.0	11.0	11.0	11.0	11.0	11.0	11.0	5.5	5.5	5.5	5.5
GIRI BATA HPS	32.8	65.7	65.7	65.7	65.7	65.7	65.7	65.7	32.8	65.7	65.7	65.7
HAFTAL	1.1	1.1	1.1	1.1	1.1	1.1	1.1	1.1	1.1	1.1	1.1	1.1
HUNDER	0.4	0.4	0.4	0.4	0.4	0.4	0.4	0.4	0.4	0.4	0.4	0.4
HYDRO LTA / MTOA	161.8	161.8	161.8	161.8	161.8	161.8	161.8	161.8	161.8	161.8	161.8	161.8
IA HEPL	39.4	39.4	39.4	39.4	39.4	39.4	39.4	26.3	26.3	26.3	39.4	39.4
IGO-MERCELLONG	3.3	3.3	3.3	3.3	3.3	3.3	3.3	3.3	3.3	3.3	3.3	3.3
IQBAL	4.1	4.1	4.1	4.1	4.1	4.1	4.1	4.1	4.1	4.1	4.1	4.1
JAWAHAR SAGAR HPS	0.0	0.0	0.0	0.0	108.8	108.8	108.8	108.8	108.8	108.8	108.8	108.8
KARCHAM WANGTOO HPS	1092.4	1092.4	1092.4	1092.4	1092.4	1092.4	1092.4	1092.4	819.3	819.3	819.3	1092.4

Peak Availability in MW (Others)	APR-2020	MAY-2020	JUN-2020	JUL-2020	AUG-2020	SEP-2020	OCT-2020	NOV-2020	DEC-2020	JAN-2021	FEB-2021	MAR-2021
HIND SAMACHAR	0.0	0.0	0.0	0.0	0.0	0.0	0.0	0.0	0.0	0.0	0.0	0.0
INTERNAL SOLAR GENERATION	103.2	103.2	103.2	103.2	103.2	103.2	103.2	103.2	103.2	103.2	103.2	103.2
JIND BIO ENERGY	0.0	0.0	0.0	0.0	0.0	0.0	0.0	0.0	0.0	0.0	0.0	0.0
K2P BIOMASS PROJECT	0.0	0.0	0.0	0.0	0.0	0.0	0.0	0.0	0.0	0.0	0.0	0.0
PANIPAT SOLAR	9.9	9.9	9.9	9.9	9.9	9.9	9.9	9.9	9.9	9.9	9.9	9.9
SOLAR LTA / MTOA	5496.6	5496.6	5496.6	5496.6	5496.6	5496.6	5496.6	5496.6	5496.6	5496.6	5496.6	5496.6
SOLAR POWER - SECI 2000MW ISTS SCHEME	0.0	0.0	0.0	0.0	99.0	99.0	99.0	99.0	99.0	99.0	99.0	99.0
SOLAR POWER - SECI 3000MW ISTS SCHEME	0.0	0.0	0.0	0.0	0.0	0.0	396.0	396.0	396.0	396.0	396.0	396.0
SUGAR MILLS	0.0	0.0	100.0	100.0	0.0	0.0	0.0	0.0	0.0	0.0	0.0	0.0
SUKHBIR AGRO	0.0	0.0	0.0	0.0	0.0	0.0	0.0	0.0	0.0	0.0	0.0	0.0
TIMARPUR OKHLA WASTE MANAGEMENT	15.8	15.8	15.8	15.8	15.8	15.8	15.8	15.8	15.8	15.8	15.8	15.8
WASTE TO ENERGY - HARYANA	0.0	0.0	0.0	0.0	0.0	0.0	6.7	6.7	6.7	6.7	6.7	6.7
WIND LTA / MTOA	5214.0	5214.0	5214.0	5214.0	5214.0	5214.0	0.0	5214.0	5214.0	5214.0	5214.0	5214.0
WIND POWER - SECI - 1200MW ISTS SCHEME	0.0	0.0	0.0	584.1	584.1	584.1	0.0	0.0	0.0	0.0	0.0	0.0
Grand Total	10907.2	10907.2	11007.2	11591.3	11590.3	11590.3	6195.0	11408.9	11408.9	11408.9	11408.9	11408.9